

Washington County Utility Rates Comparison 2017

Residential Service	Dixie Power	St. George City	Hurricane	Santa Clara City	Rocky Mountain	Rocky Mountain	Washington City
					May-September	October-April	
Monthly Customer Charge:	\$25.00	\$15.65	\$18.00	\$19.50	\$6.00	\$6.00	\$16.50
Monthly Energy Charge:							
0-400 kWh, per kWh	0.059000	0.075053	0.069100	0.085700	0.088498	0.088498	0.084000
401-500 kWh, per kWh	0.059000	0.075053	0.069100	0.085700	0.115429	0.107072	0.084000
501-800 kWh, per kWh	0.059000	0.075053	0.069100	0.087400	0.115429	0.107072	0.084000
801-1000 kWh, per kWh	0.059000	0.081320	0.078900	0.087400	0.115429	0.107072	0.098700
1001-1500 kWh, per kWh	0.059000	0.081320	0.078900	0.087400	0.144508	0.107072	0.098700
1501-2000 kWh, per kWh	0.059000	0.081320	0.078900	0.098500	0.144508	0.107072	0.116000
2001-2500 kWh, per kWh	0.059000	0.081320	0.088800	0.098500	0.144508	0.107072	0.116000
					Minimum Billing \$8.00	Minimum Billing \$8.00	
Small Commercial	Dixie Power	St. George City	Hurricane	Santa Clara City	Rocky Mountain	Rocky Mountain	Washington City
	0-50 KW		Single Phase	0-10 KW Demand	May-September	October-April	
Monthly Customer Charge:	\$30.00	\$13.55	\$18.00	\$25.00	\$10.00	\$10.00	\$20.50
0-500 kWh, per kWh	0.054000	0.083995	0.078300	0.085700	0.117336	0.108000	0.068800
501-800 kWh, per kWh	0.054000	0.083995	0.078300	0.085700	0.117336	0.108000	0.068800
801-1500 kWh, per kWh	0.054000	0.083995	0.082700	0.085700	0.117336	0.108000	0.068800
1501-2500 kWh, per kWh	0.054000	0.091592	0.083650	0.098500	0.065783	0.060567	0.068800
2501-4,500 kWh, per kWh	0.054000	0.091529	0.083650	0.098500	0.065783	0.060567	0.068800
4,501-10,000 kWh, per kWh	0.054000	0.091529	0.083650	0.098500	0.065783	0.060567	0.068800
Above 10,000 kWh, per kWh	0.054000	0.106037	0.083650	0.098500	0.065783	0.060567	0.068800
Demand per KW	\$ 10.00	\$ 9.70	\$ 8.50	\$ -	\$ 8.65	\$ 8.70	\$ 9.50
	(over 20 KW)	(Over 10 kW)	(Over 50 KW)		(Over 15 KW)	(Over 15 KW)	(All KW)
Medium Commercial	Dixie Power	St. George City	Hurricane	Santa Clara City	Rocky Mountain	Rocky Mountain	Washington City
			3-Phase	10 KW-50 KW Demand			
Monthly Customer Charge:			\$ 23.50	\$ 31.00			
First 800 kWh, per kWh			0.078300	0.066500			
Over 1,000 kWh, per kWh			0.083650	0.066500			
Demand per KW			\$ 9.00	\$ 9.55			
			(Over 50 KW)				
Large Commercial	Dixie Power	St. George City	Hurricane	Santa Clara City	Rocky Mountain	Rocky Mountain	Washington City
	50-2499 KW		Over	Over 50 KW Demand	May-September	October-April	
Monthly Customer Charge:	\$50.00	\$70.68	\$300.00	\$87.00	\$70.00	\$70.00	\$52.50
0-500 kWh, per kWh	0.029000	0.061311	0.050600	0.056000	0.050474	0.039511	0.068800
501-10,000 kWh, per kWh	0.029000	0.061311	0.050600	0.056000	0.050474	0.039511	0.068800
10,001-25,000 kWh, per kWh	0.029000	0.046224	0.050600	0.056000	0.050474	0.039511	0.068800
Over 25,001 kWh, per kWh	0.029000	0.046224	0.050600	0.056000	0.050474	0.039511	0.068800
Facilities Charge					\$ 4.76	\$ 4.76	
Demand per KW	\$ 10.00	\$ 13.47	\$ 9.10	\$ 10.39	\$ 15.56	\$ 11.19	\$ 10.25
	(All KW)	(Over 5 KW)	(All KW)	(All KW)	(All KW)	(All KW)	(All KW)
	Updated Sept. 1, 2017		Updated Mar. 1, 2017		Updated Aug. 1, 2017	Updated Aug. 1, 2017	

Residential (Sample Utility Bills)

Example 1 - 800 kwh	Dixie Power	St. George City	Hurricane	Santa Clara City	Rocky Mountain May-Sep	Rocky Mountain Oct-Apr	Washington City
KW Usage	800	800	800	800	800	800	800
Base Rate	\$ 25.00	\$ 15.65	\$ 18.00	\$ 19.50	\$ 6.00	\$ 6.00	\$ 16.50
kWh Costs	\$ 47.20	\$ 60.04	\$ 55.28	\$ 69.07	\$ 81.57	\$ 78.23	\$ 67.20
Total	\$ 72.20	\$ 75.69	\$ 73.28	\$ 88.57	\$ 87.57	\$ 84.23	\$ 83.70

Example 2 - 1400 kwh	Dixie Power	St. George City	Hurricane	Santa Clara City	Rocky Mountain May-Sep	Rocky Mountain Oct-Apr	Washington City
KW Usage	1,400	1,400	1,400	1,400	1,400	1,400	1,400
Base Rate	\$ 25.00	\$ 15.65	\$ 18.00	\$ 19.50	\$ 6.00	\$ 6.00	\$ 16.50
kWh Costs	\$ 82.60	\$ 108.83	\$ 102.62	\$ 121.51	\$ 162.46	\$ 142.47	\$ 126.42
Total	\$ 107.60	\$ 124.48	\$ 120.62	\$ 141.01	\$ 168.46	\$ 148.47	\$ 142.92

Example 3 - 2400 kwh	Dixie Power	St. George City	Hurricane	Santa Clara City	Rocky Mountain May-Sep	Rocky Mountain Oct-Apr	Washington City
KW Usage	2,400	2,400	2,400	2,400	2,400	2,400	2,400
Base Rate	\$ 25.00	\$ 15.65	\$ 18.00	\$ 19.50	\$ 6.00	\$ 6.00	\$ 16.50
kWh Costs	\$ 141.60	\$ 190.15	\$ 185.48	\$ 218.90	\$ 306.97	\$ 249.54	\$ 240.69
Total	\$ 166.60	\$ 205.80	\$ 203.48	\$ 238.40	\$ 312.97	\$ 255.54	\$ 257.19

Small Commercial <10 KW (Sample Utility Bills)

Example 1 - 800 kwh	Dixie Power	St. George City	Hurricane	Santa Clara City	Rocky Mountain May-Sep	Rocky Mountain Oct-Apr	Washington City
KW Usage	800	800	800	800	800	800	800
Base Rate	\$ 30.00	\$ 13.55	\$ 18.00	\$ 25.00	\$ 10.00	\$ 10.00	\$ 20.50
kWh Costs	\$ 43.20	\$ 67.20	\$ 62.64	\$ 68.56	\$ 93.87	\$ 86.40	\$ 55.04
Demand Charge	\$ -	\$ -	\$ -	\$ -	\$ -	\$ -	\$ 76.00
Total	\$ 73.20	\$ 80.75	\$ 80.64	\$ 93.56	\$ 103.87	\$ 96.40	\$ 151.54

Example 2 - 1400 kwh	Dixie Power	St. George City	Hurricane	Santa Clara City	Rocky Mountain May-Sep	Rocky Mountain Oct-Apr	Washington City
KW Usage	1,400	1,400	1,400	1,400	1,400	1,400	1,400
Base Rate	\$ 30.00	\$ 13.55	\$ 18.00	\$ 25.00	\$ 10.00	\$ 10.00	\$ 20.50
kWh Costs	\$ 75.60	\$ 117.59	\$ 112.26	\$ 119.98	\$ 164.27	\$ 151.20	\$ 96.32
Demand Charge	\$ -	\$ -	\$ -	\$ -	\$ -	\$ -	\$ 10.15
Total	\$ 105.60	\$ 131.14	\$ 130.26	\$ 144.98	\$ 174.27	\$ 161.20	\$ 126.97

Example 3 - 2400 kwh	Dixie Power	St. George City	Hurricane	Santa Clara City	Rocky Mountain May-Sep	Rocky Mountain Oct-Apr	Washington City
KW Usage	2,400	2,400	2,400	2,400	2,400	2,400	2,400
Base Rate	\$ 30.00	\$ 13.55	\$ 18.00	\$ 25.00	\$ 10.00	\$ 10.00	\$ 20.50
kWh Costs	\$ 129.60	\$ 208.43	\$ 195.82	\$ 217.20	\$ 235.21	\$ 216.51	\$ 165.12
Demand Charge	\$ -	\$ -	\$ -	\$ -	\$ -	\$ -	\$ 17.40
Total	\$ 159.60	\$ 221.98	\$ 213.82	\$ 242.20	\$ 245.21	\$ 226.51	\$ 203.02

Example 4 - 4500 kwh	Dixie Power	St. George City	Hurricane	Santa Clara City	Rocky Mountain May-Sep	Rocky Mountain Oct-Apr	Washington City
KW Usage	4,500	4,500	4,500	4,500	4,500	4,500	4,500
Base Rate	\$ 30.00	\$ 13.55	\$ 18.00	\$ 25.00	\$ 10.00	\$ 10.00	\$ 20.50
kWh Costs	\$ 243.00	\$ 400.64	\$ 371.48	\$ 424.05	\$ 373.35	\$ 343.70	\$ 309.60
Demand Charge	\$ -	\$ -	\$ -	\$ -	\$ -	\$ -	\$ 32.63
Total	\$ 273.00	\$ 414.19	\$ 389.48	\$ 449.05	\$ 383.35	\$ 353.70	\$ 362.73

Example 5 - 8500 kwh	Dixie Power	St. George City	Hurricane	Santa Clara City	Rocky Mountain May-Sep	Rocky Mountain Oct-Apr	Washington City
KW Usage	8,500	8,500	8,500	8,500	8,500	8,500	8,500
Base Rate	\$ 30.00	\$ 13.55	\$ 18.00	\$ 25.00	\$ 10.00	\$ 10.00	\$ 20.50
kWh Costs	\$ 459.00	\$ 766.76	\$ 706.08	\$ 818.05	\$ 636.49	\$ 585.97	\$ 584.80
Demand Charge	\$ -	\$ -	\$ -	\$ -	\$ -	\$ -	\$ 61.63
Total	\$ 489.00	\$ 780.31	\$ 724.08	\$ 843.05	\$ 646.49	\$ 595.97	\$ 666.93

Small / Medium Commercial >10 KW (Sample Utility Bills)

Example 1 - 12000 kwh	Dixie Power	St. George City	Hurricane	Santa Clara City	Rocky Mountain May-Sep	Rocky Mountain Oct-Apr	Washington City
KW Usage	12,000	12,000	12,000	12,000	12,000	12,000	12,000
Demand Usage	12	12	12	12	12	12	12
Base Rate	\$30.00	\$13.55	\$ 23.50	\$31.00	\$10.00	\$10.00	\$20.50
kWh Costs	\$ 648.00	\$ 1,116.13	\$ 999.52	\$ 798.00	\$ 866.73	\$ 797.95	\$ 825.60
Demand Charge	\$ -	\$ 116.40	\$ -	\$ 114.60	\$ -	\$ -	\$ 114.00
Total	\$ 678.00	\$ 1,246.08	\$ 1,023.02	\$ 943.60	\$ 876.73	\$ 807.95	\$ 960.10

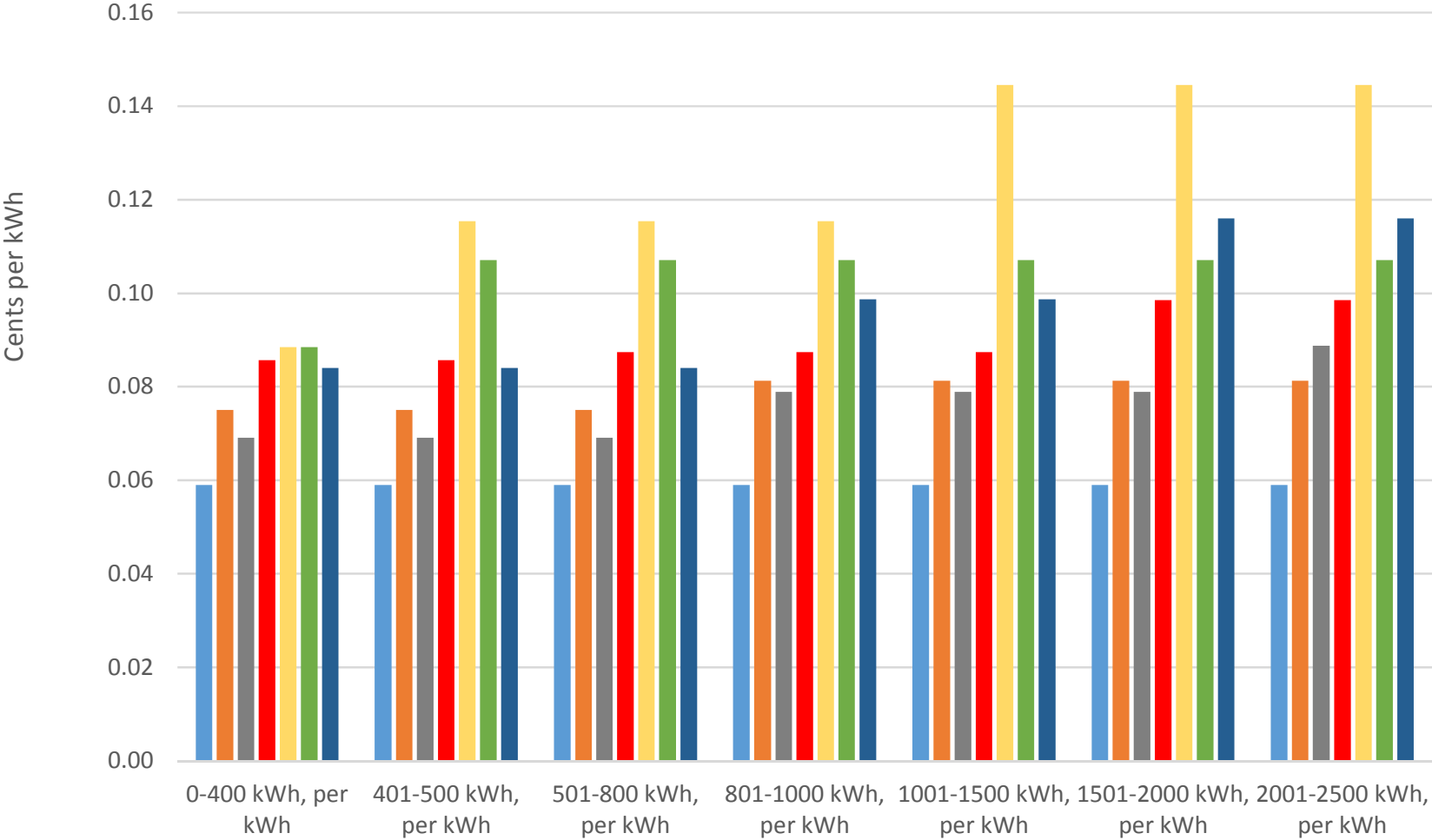
Example 2 - 20000 kwh	Dixie Power	St. George City	Hurricane	Santa Clara City	Rocky Mountain May-Sep	Rocky Mountain Oct-Apr	Washington City
KW Usage	20,000	20,000	20,000	20,000	20,000	20,000	20,000
Demand Usage	20	20	20	20	20	20	20
Base Rate	\$30.00	\$13.55	\$ 23.50	\$31.00	\$10.00	\$10.00	\$20.50
kWh Costs	\$ 1,080.00	\$ 1,964.42	\$ 1,668.72	\$ 1,330.00	\$ 1,392.99	\$ 1,282.49	\$ 1,376.00
Demand Charge	\$ 200.00	\$ 194.00	\$ -	\$ 191.00	\$ 173.00	\$ 174.00	\$ 190.00
Total	\$ 1,310.00	\$ 2,171.97	\$ 1,692.22	\$ 1,552.00	\$ 1,575.99	\$ 1,466.49	\$ 1,586.50

Example 3 - 35000 kwh	Dixie Power	St. George City	Hurricane	Santa Clara City	Rocky Mountain May-Sep	Rocky Mountain Oct-Apr	Washington City
KW Usage	35,000	35,000	35,000	35,000	35,000	35,000	35,000
Demand Usage	35	35	35	35	35	35	35
Base Rate	\$30.00	\$13.55	\$ 23.50	\$31.00	\$10.00	\$10.00	\$20.50
kWh Costs	\$ 1,890.00	\$ 3,554.98	\$ 2,923.47	\$ 2,327.50	\$ 2,379.73	\$ 2,190.99	\$ 2,408.00
Demand Charge	\$ 350.00	\$ 339.50	\$ -	\$ 334.25	\$ 302.75	\$ 304.50	\$ 332.50
Total	\$ 2,270.00	\$ 3,908.03	\$ 2,946.97	\$ 2,692.75	\$ 2,692.48	\$ 2,505.49	\$ 2,761.00

Large Commercial >50 KW (Sample Utility Bills)

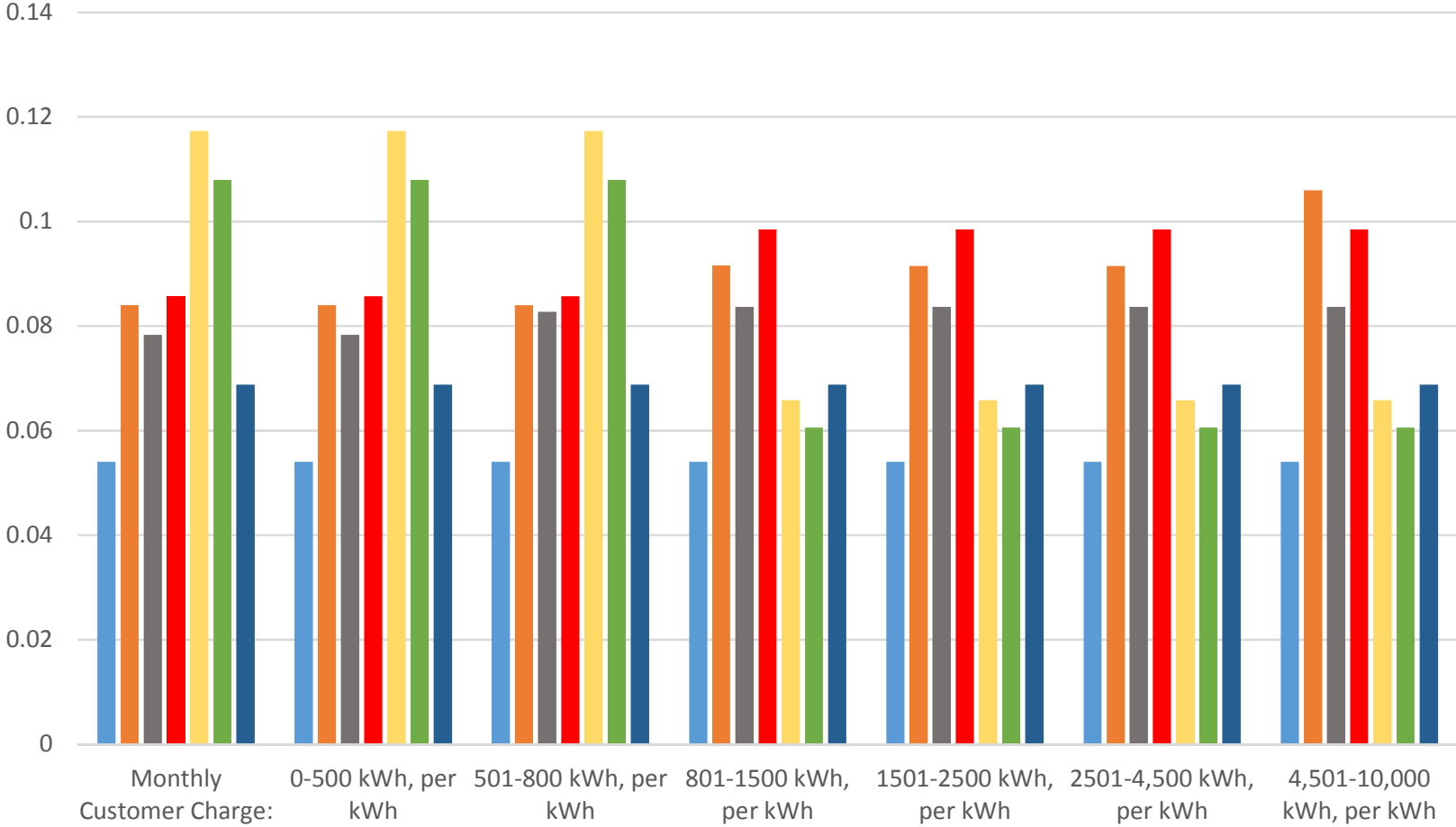
Example 1 - 50000 kwh	Dixie Power	St. George City	Hurricane	Santa Clara City	Rocky Mountain May-Sep	Rocky Mountain Oct-Apr	Washington City
KW Usage	50,000	50,000	50,000	50,000	50,000	50,000	50,000
Demand Usage	50	50	50	50	50	50	50
Base Rate	\$50.00	\$70.68	\$300.00	\$87.00	\$70.00	\$70.00	\$52.50
kWh Costs	\$ 1,450.00	\$ 2,462.07	\$ 2,530.00	\$ 2,800.00	\$ 2,523.70	\$ 1,975.55	\$ 3,440.00
Surcharge					\$ 12.01	\$ 9.40	
Demand Charge	\$ 500.00	\$ 673.50	\$ 455.00	\$ 519.50	\$ 778.00	\$ 559.50	\$ 512.50
Total	\$2,000.00	\$ 3,206.25	\$ 3,285.00	\$3,406.50	\$ 3,383.71	\$ 2,614.45	\$ 4,005.00

Residential Rates



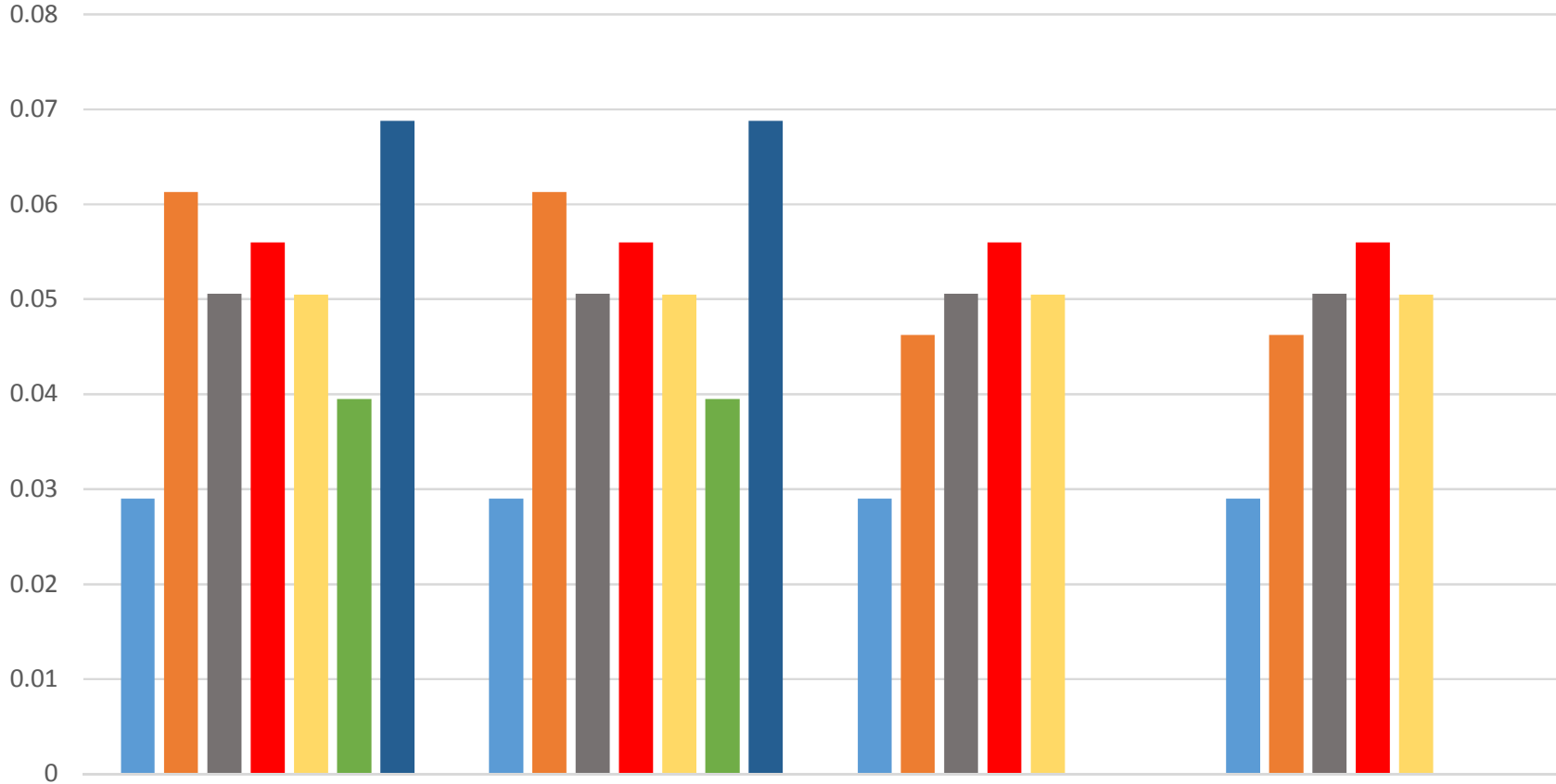
- Dixie Power
- St. George City
- Hurricane
- Santa Clara City
- Rocky Mountain
- Rocky Mountain
- Washington City

Small Commercial Rates



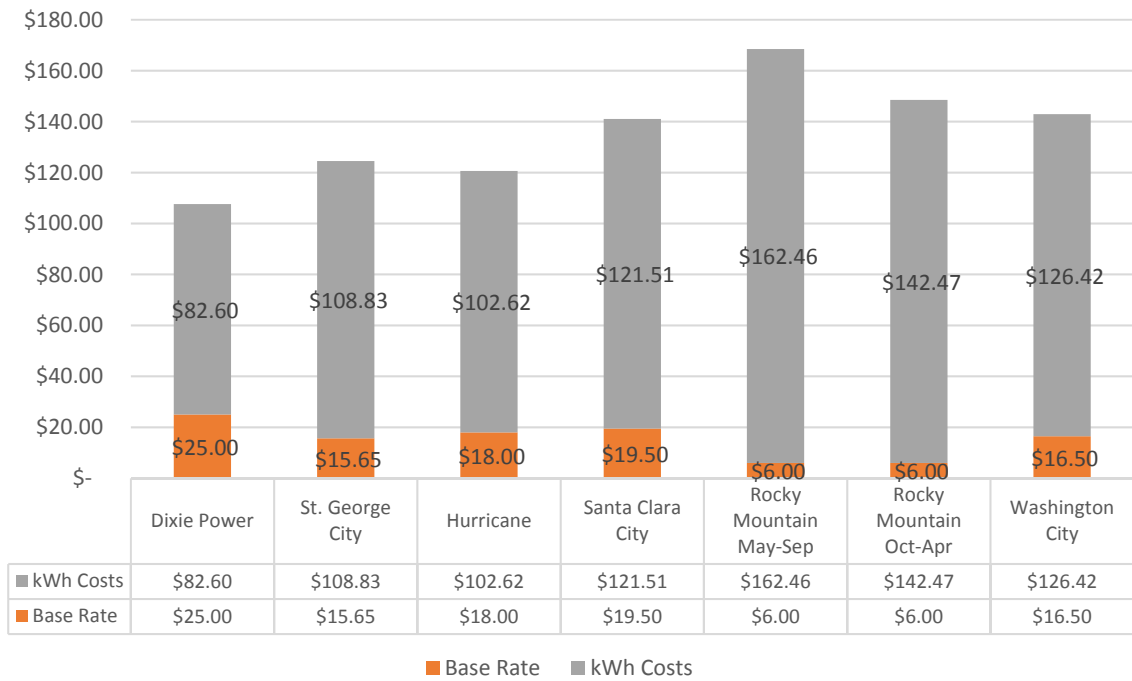
- Dixie Power
- St. George City
- Hurricane
- Santa Clara City
- Rocky Mountain
- Rocky Mountain
- Washington City

Large Commercial Rates

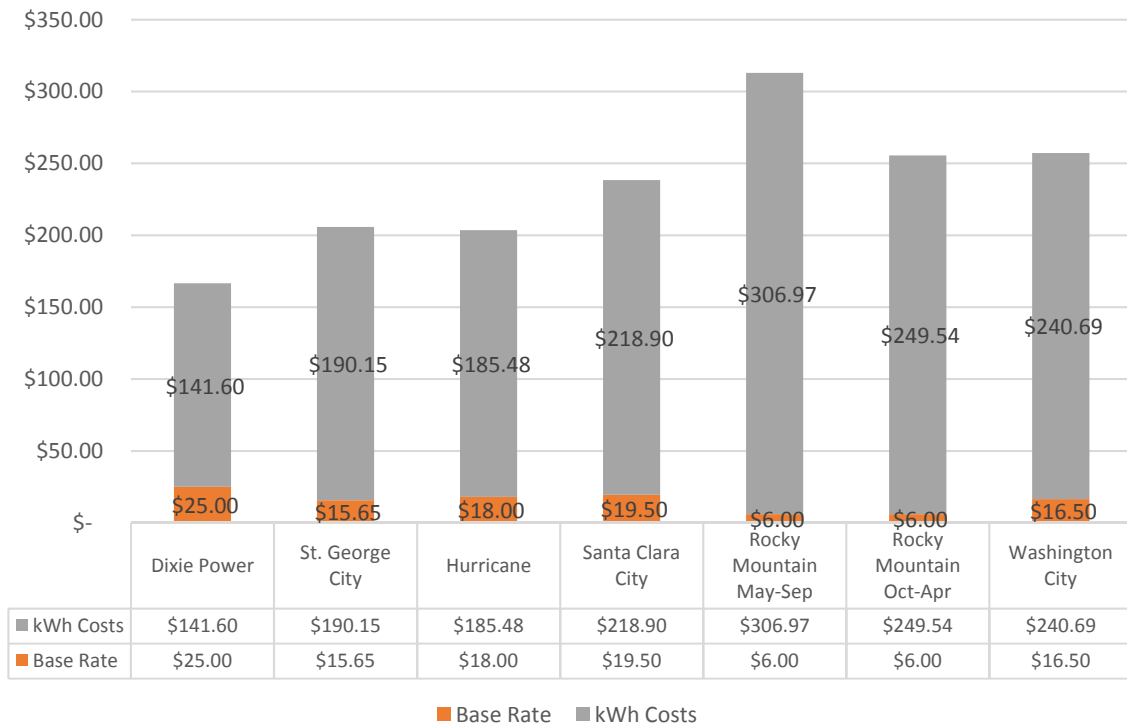


■ Dixie Power ■ St. George City ■ Hurricane ■ Santa Clara City ■ Rocky Mountain ■ Rocky Mountain ■ Washington City

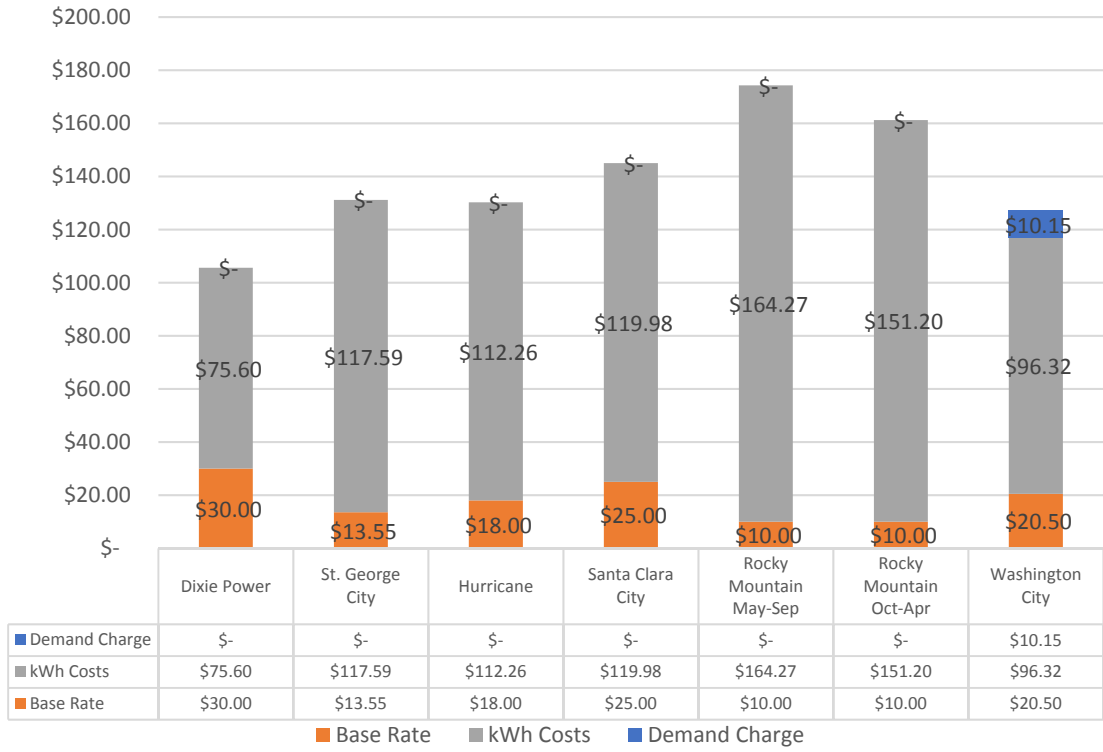
Residential Power Bill 1400 kWh



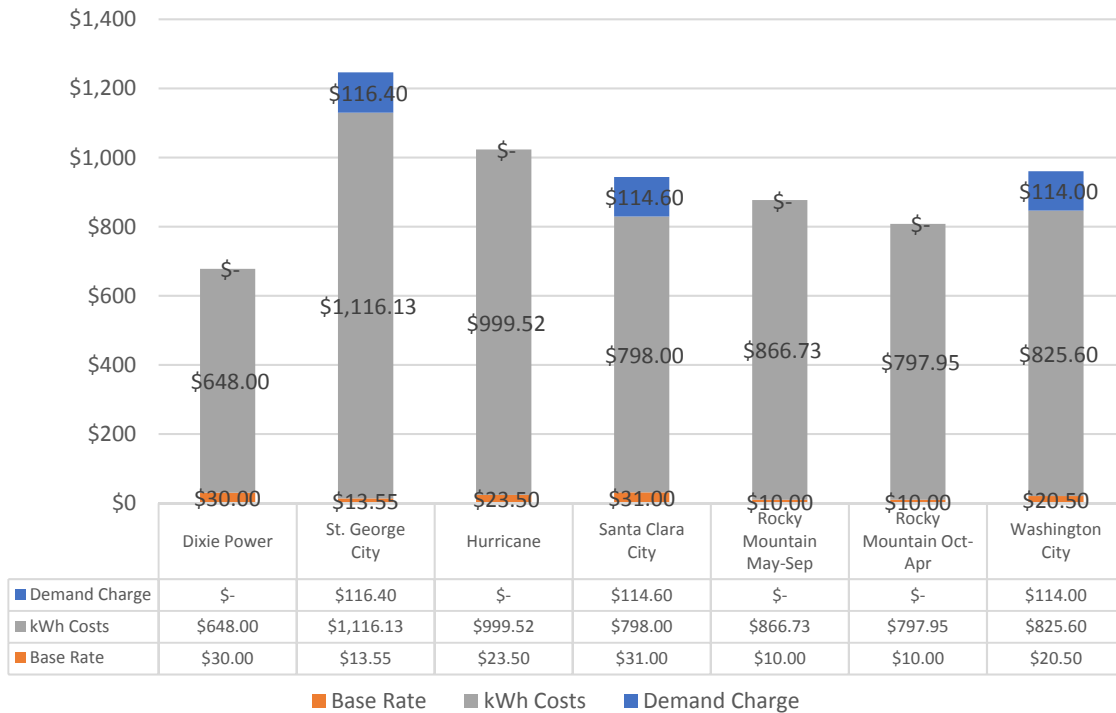
Residential Power Bill 2400 kWh



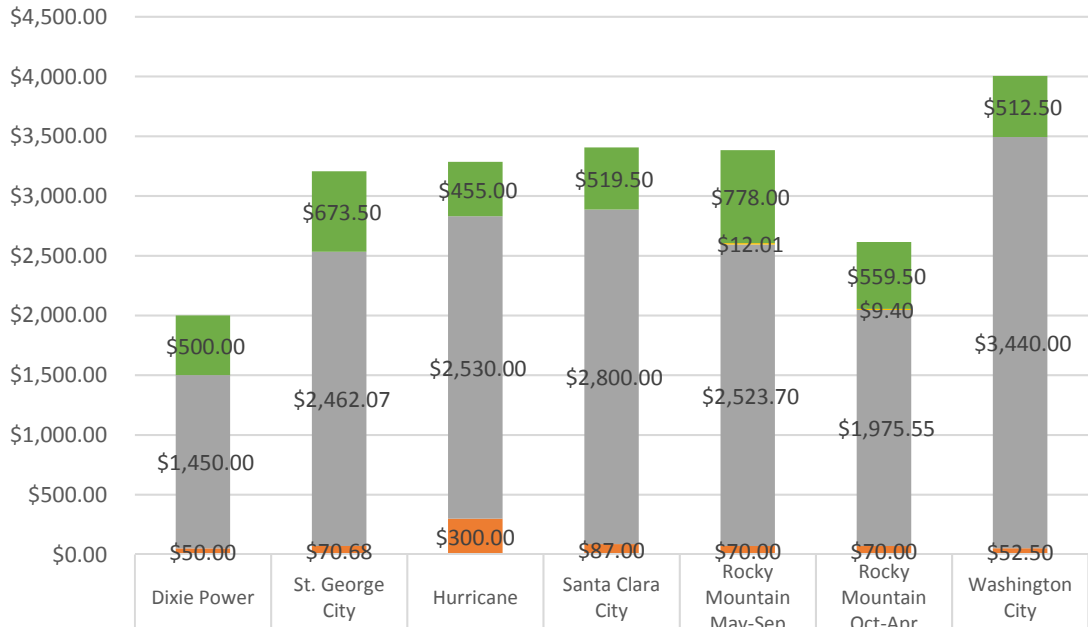
Small Commercial Power Bill 1400 kWh



Small/Medium Commercial Bill 12,000 kWh



Large Commercial Bill 50,000 kWh



■ Demand Charge	\$500.00	\$673.50	\$455.00	\$519.50	\$778.00	\$559.50	\$512.50
■ Surcharge					\$12.01	\$9.40	
■ kWh Costs	\$1,450.00	\$2,462.07	\$2,530.00	\$2,800.00	\$2,523.70	\$1,975.55	\$3,440.00
■ Base Rate	\$50.00	\$70.68	\$300.00	\$87.00	\$70.00	\$70.00	\$52.50

■ Base Rate
 ■ kWh Costs
 ■ Surcharge
 ■ Demand Charge