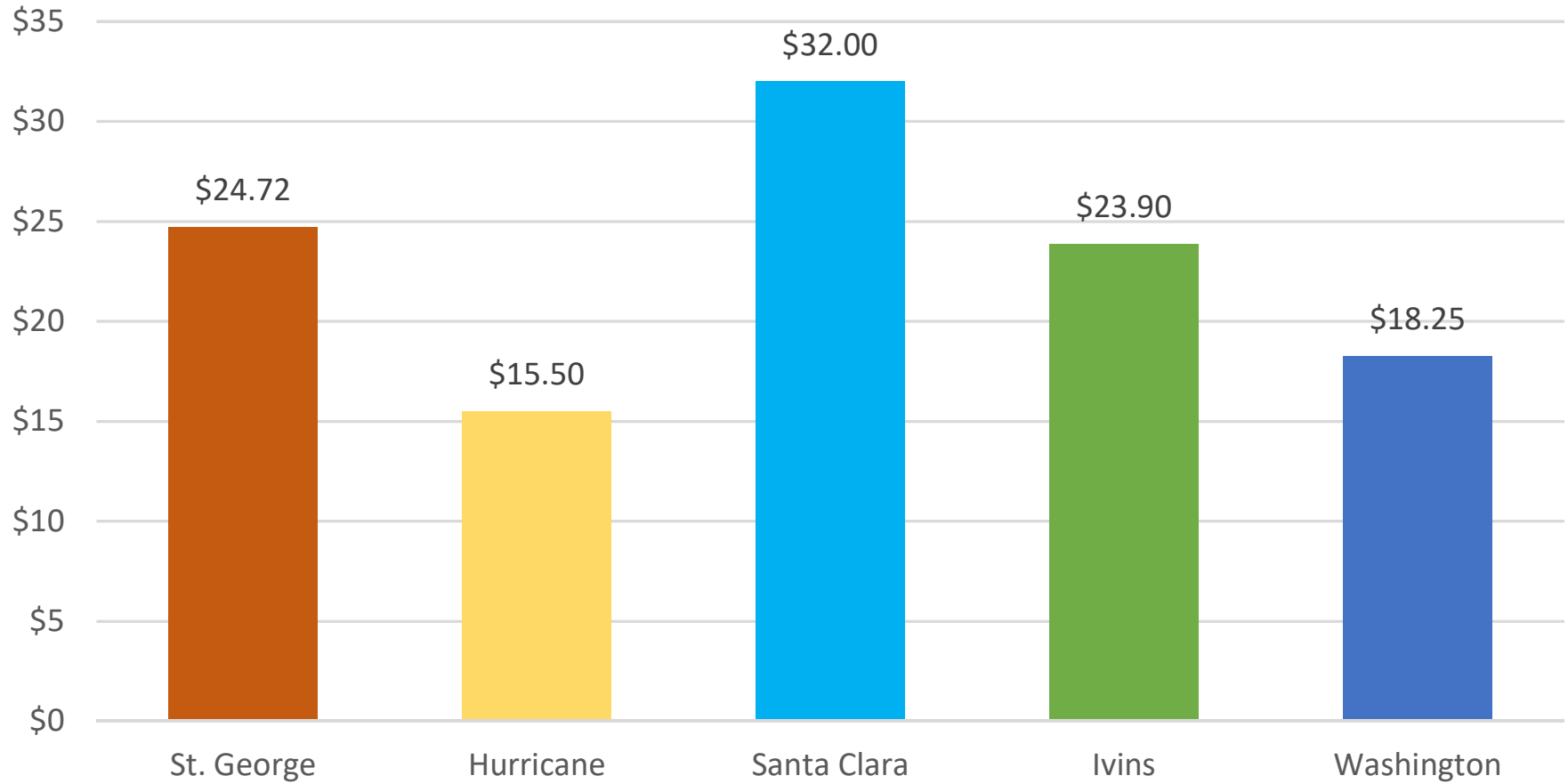


Washington County Water Rates Comparison

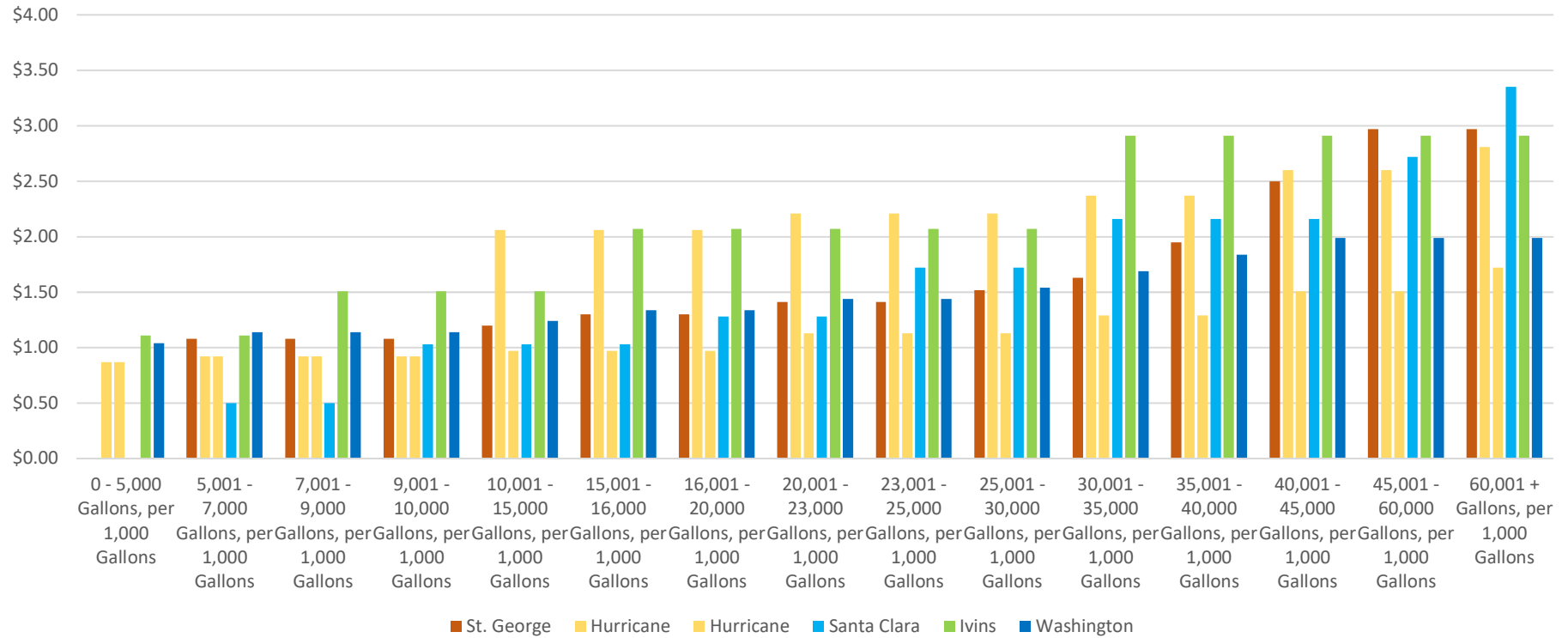
Residential Rate Category	St. George	Hurricane		Santa Clara		Ivins	Washington	
		Within Press. Irrigation	Outside Press. Irrigation					
Base Rates								
5/8" & 3/4"	\$24.72	\$15.50	\$15.50	\$32.00		\$23.90		\$18.25
1"	\$52.03	\$15.50	\$15.50	\$33.00		\$23.90		\$33.00
1 1/2"	\$96.80	\$15.50	\$15.50	\$34.00		\$23.90		\$73.00
2"	\$186.34	\$15.50	\$15.50	\$35.00		\$23.90		\$130.00
3"	\$332.15	\$15.50	\$15.50	\$36.00		\$23.90		\$292.00
4"	\$699.38	\$15.50	\$15.50	\$37.00		\$23.90		\$518.00
6"	\$1,439.90	\$15.50	\$15.50	\$38.00		\$23.90		\$1,168.00
Washington County Water Surcharge		\$1.85	\$1.85	\$1.75		\$1.75		\$1.75

Residential Rate Category	St. George	Hurricane		Santa Clara			Ivins	Washington		
		Within Press. Irr.	Outside Press. Irr.		WCWCD	TOTAL			WCWCD	TOTAL
Usage										
0 - 5,000 Gallons, per 1,000 Gallons	\$0.00	\$0.87	\$0.87	\$0.00		\$0.00	\$1.11	\$0.64	\$0.40	\$1.04
5,001 - 7,000 Gallons, per 1,000 Gallons	\$1.08	\$0.92	\$0.92	\$0.50		\$0.50	\$1.11	\$0.74	\$0.40	\$1.14
7,001 - 9,000 Gallons, per 1,000 Gallons	\$1.08	\$0.92	\$0.92	\$0.50		\$0.50	\$1.51	\$0.74	\$0.40	\$1.14
9,001 - 10,000 Gallons, per 1,000 Gallons	\$1.08	\$0.92	\$0.92	\$1.03		\$1.03	\$1.51	\$0.74	\$0.40	\$1.14
10,001 - 15,000 Gallons, per 1,000 Gallons	\$1.20	\$2.06	\$0.97	\$1.03		\$1.03	\$1.51	\$0.84	\$0.40	\$1.24
15,001 - 16,000 Gallons, per 1,000 Gallons	\$1.30	\$2.06	\$0.97	\$1.03		\$1.03	\$2.07	\$0.94	\$0.40	\$1.34
16,001 - 20,000 Gallons, per 1,000 Gallons	\$1.30	\$2.06	\$0.97	\$1.28		\$1.28	\$2.07	\$0.94	\$0.40	\$1.34
20,001 - 23,000 Gallons, per 1,000 Gallons	\$1.41	\$2.21	\$1.13	\$1.28		\$1.28	\$2.07	\$1.04	\$0.40	\$1.44
23,001 - 25,000 Gallons, per 1,000 Gallons	\$1.41	\$2.21	\$1.13	\$1.72		\$1.72	\$2.07	\$1.04	\$0.40	\$1.44
25,001 - 30,000 Gallons, per 1,000 Gallons	\$1.52	\$2.21	\$1.13	\$1.72		\$1.72	\$2.07	\$1.14	\$0.40	\$1.54
30,001 - 35,000 Gallons, per 1,000 Gallons	\$1.63	\$2.37	\$1.29	\$2.16		\$2.16	\$2.91	\$1.29	\$0.40	\$1.69
35,001 - 40,000 Gallons, per 1,000 Gallons	\$1.95	\$2.37	\$1.29	\$2.16		\$2.16	\$2.91	\$1.44	\$0.40	\$1.84
40,001 - 45,000 Gallons, per 1,000 Gallons	\$2.50	\$2.60	\$1.51	\$2.16		\$2.16	\$2.91	\$1.59	\$0.40	\$1.99
45,001 - 60,000 Gallons, per 1,000 Gallons	\$2.97	\$2.60	\$1.51	\$2.72		\$2.72	\$2.91	\$1.59	\$0.40	\$1.99
60,001 + Gallons, per 1,000 Gallons	\$2.97	\$2.81	\$1.72	\$3.35		\$3.35	\$2.91	\$1.59	\$0.40	\$1.99

Water Base Rates



Rate per 1,000 Gallons



Sample Water Bills

	St. George City	Hurricane City	Hurricane City	Santa Clara City	Ivins	Washington City
Water Usage (Gallons)	10,000	10,000	10,000	10,000	10,000	10,000
Base Rate (5/8")	\$24.72	\$15.50	\$15.50	\$32.00	\$23.90	\$18.25
Water Costs	\$5.40	\$8.95	\$8.95	\$3.03	\$12.30	\$10.90
Total	\$30.12	\$24.45	\$24.45	\$35.03	\$36.20	\$29.15
		Within Pressurized Irrigation	Outside Pressurized Irrigation			

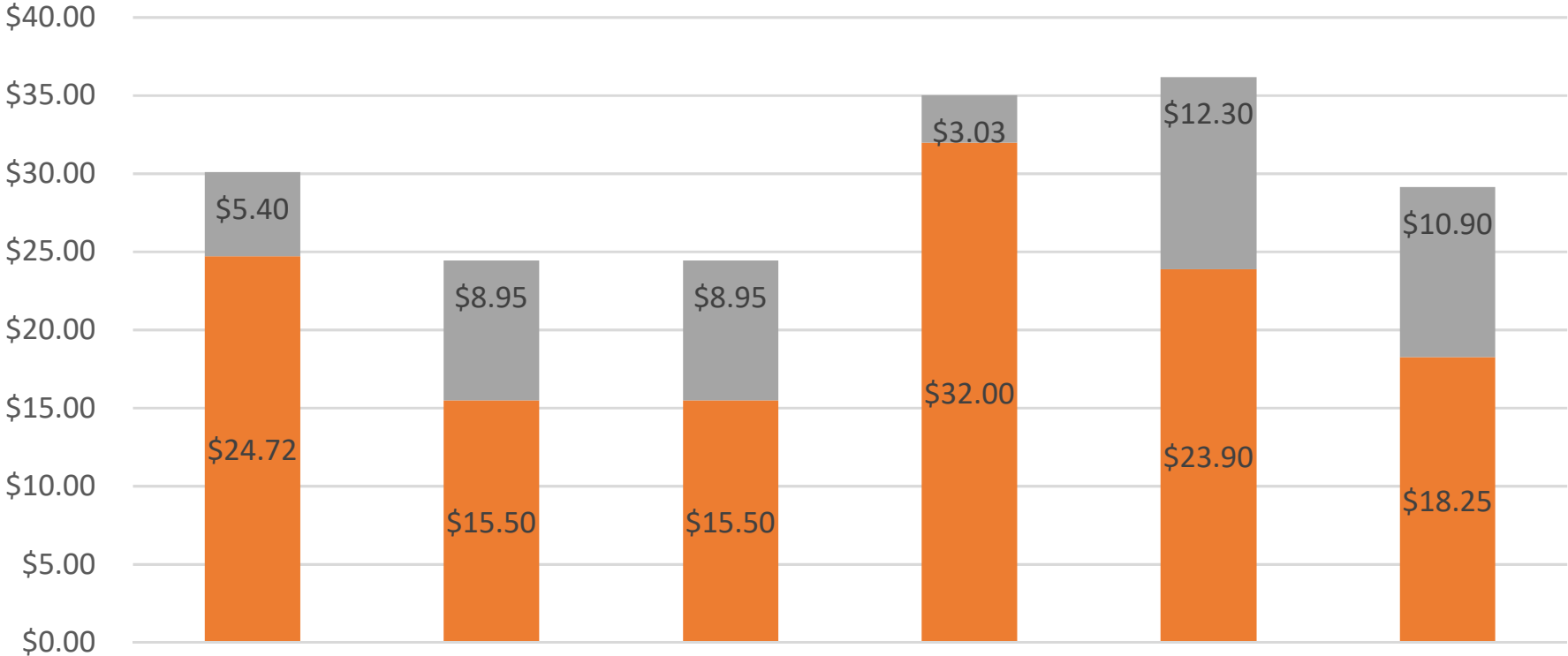
	St. George City	Hurricane City	Hurricane City	Santa Clara City	Ivins	Washington City
Water Usage (Gallons)	15,000	15,000	15,000	15,000	15,000	15,000
Base Rate (5/8")	\$24.72	\$15.50	\$15.50	\$32.00	\$23.90	\$18.25
Water Costs	\$11.40	\$19.25	\$13.80	\$8.18	\$19.85	\$17.10
Total	\$36.12	\$34.75	\$29.30	\$40.18	\$43.75	\$35.35
		Within Pressurized Irrigation	Outside Pressurized Irrigation			

	St. George City	Hurricane City	Hurricane City	Santa Clara City	Ivins	Washington City
Water Usage (Gallons)	30,000	30,000	30,000	30,000	30,000	30,000
Base Rate	\$24.72	\$15.50	\$15.50	\$32.00	\$23.90	\$18.25
Water Costs	\$32.55	\$51.65	\$29.95	\$30.21	\$50.90	\$38.70
Total	\$57.27	\$67.15	\$45.45	\$62.21	\$74.80	\$56.95
		Within Pressurized Irrigation	Outside Pressurized Irrigation			

	St. George City	Hurricane City	Hurricane City	Santa Clara City	Ivins	Washington City
Water Usage (Gallons)	40,000	40,000	40,000	40,000	40,000	40,000
Base Rate (5/8")	\$24.72	\$15.50	\$15.50	\$32.00	\$23.90	\$18.25
Water Costs	\$50.45	\$75.35	\$42.85	\$51.81	\$80.00	\$56.35
Total	\$75.17	\$90.85	\$58.35	\$83.81	\$103.90	\$74.60
		Within Pressurized Irrigation	Outside Pressurized Irrigation			

	St. George City	Hurricane City	Hurricane City	Santa Clara City	Ivins	Washington City
Water Usage (Gallons)	65,000	65,000	65,000	65,000	65,000	65,000
Base Rate (5/8")	\$24.72	\$15.50	\$15.50	\$32.00	\$23.90	\$18.25
Water Costs	\$122.35	\$141.40	\$81.65	\$120.16	\$152.75	\$106.10
Total	\$147.07	\$156.90	\$97.15	\$152.16	\$176.65	\$124.35
		Within Pressurized Irrigation	Outside Pressurized Irrigation			

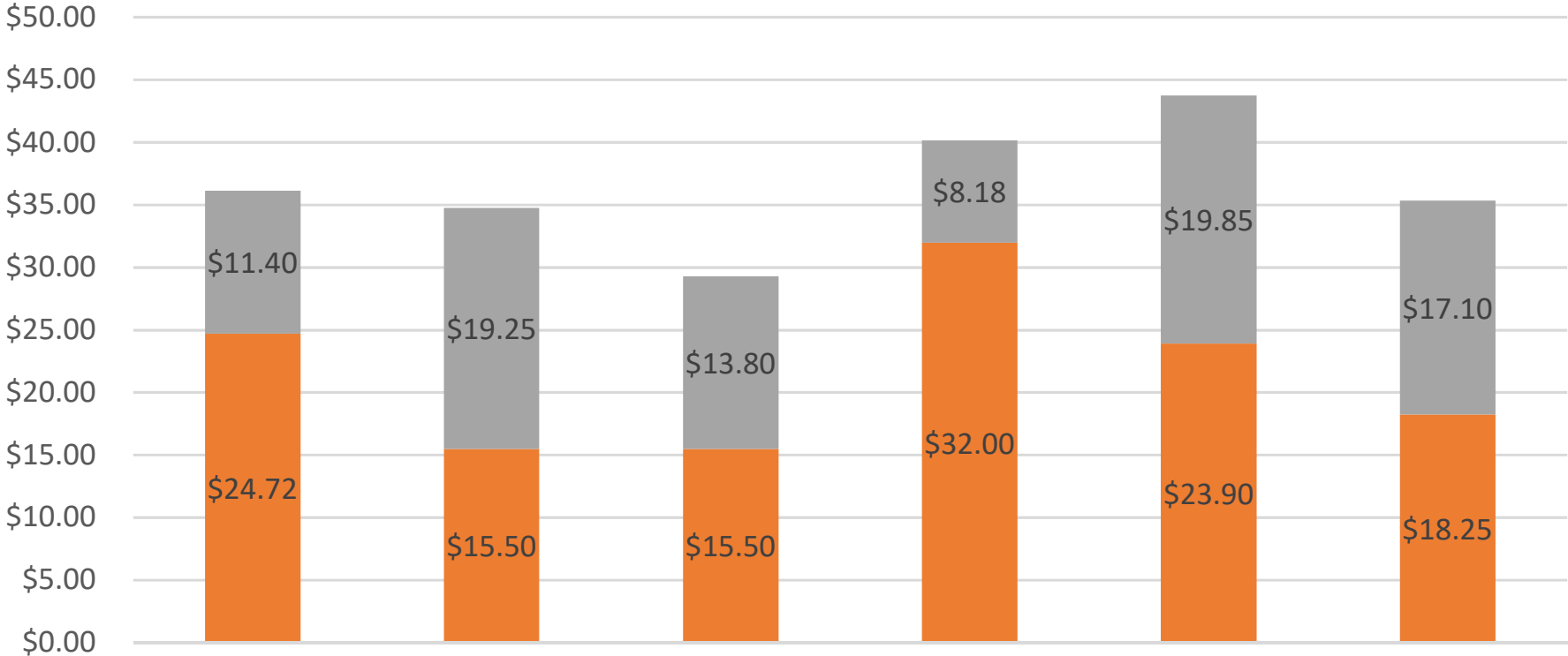
Water Bill for 10,000 Gallons Used



St. George City Hurricane City Hurricane City Santa Clara City Ivins Washington City

■ Base Rate (5/8") ■ Water Costs

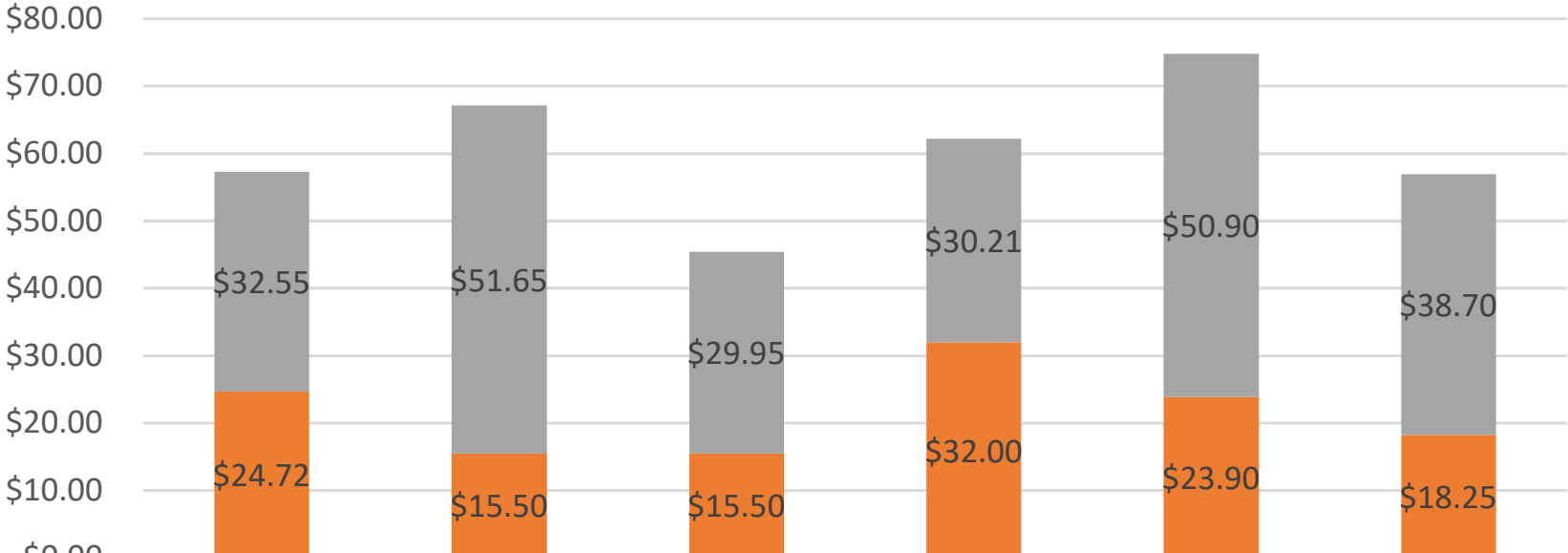
Water Bill for 15,000 Gallons Used



St. George City Hurricane City Hurricane City Santa Clara City Ivins Washington City

■ Base Rate (5/8") ■ Water Costs

Water Bill for 30,000 Gallons Used



	St. George City	Hurricane City	Hurricane City	Santa Clara City	Ivins	Washington City
Water Costs	\$32.55	\$51.65	\$29.95	\$30.21	\$50.90	\$38.70
Base Rate	\$24.72	\$15.50	\$15.50	\$32.00	\$23.90	\$18.25

■ Base Rate
 ■ Water Costs

Water Bill for 40,000 Gallons Used



■ Base Rate (5/8") ■ Water Costs

Water Bill for 65,000 Gallons Used



■ Base Rate (5/8") ■ Water Costs