

### Washington County Utility Rates Comparison

Rate Category	Dixie Escalante*	St. George City*	Hurricane - Old	Hurricane - New	Santa Clara City	Rocky Mountain	Rocky Mountain	Washington City
<b>Residential Service</b>						<b>May-September</b>	<b>October-April</b>	
Monthly Customer Charge:	\$14.00	\$15.65	\$11.00	\$17.00	\$18.50	\$6.00	\$6.00	\$11.50
Monthly Energy Charge:						3.92%	3.92%	
0-400 kWh, per kWh	0.053500	0.075053	0.074000	0.070200	0.084500	0.088498	0.088498	0.081000
401-500 kWh, per kWh	0.053500	0.075053	0.074900	0.070200	0.084500	0.115429	0.107072	0.081000
501-800 kWh, per kWh	0.053500	0.075053	0.074900	0.070200	0.085700	0.115429	0.107072	0.081000
801-1000 kWh, per kWh	0.053500	0.081320	0.085600	0.080200	0.085700	0.115429	0.107072	0.081000
1001-1500 kWh, per kWh	0.053500	0.081320	0.085600	0.080200	0.085700	0.144508	0.107072	0.081000
1501-2000 kWh, per kWh	0.053500	0.081320	0.085600	0.080200	0.098500	0.144508	0.107072	0.105000
2001-2500 kWh, per kWh	0.053500	0.081320	0.096300	0.090200	0.098500	0.144508	0.107072	0.113000
						Minimum Billing \$8.00	Minimum Billing \$8.00	
Rate Category	Dixie Escalante*	St. George City*	Hurricane - Old	Hurricane - New	Santa Clara City	Rocky Mountain	Rocky Mountain	Washington City
<b>Small Commercial</b>	0-50 KW				0-10 KW Demand	<b>May-September</b>	<b>October-April</b>	
Monthly Customer Charge:	\$20.00	\$13.55	\$16.00	\$18.00	\$24.50	\$10.00	\$10.00	\$22.50
0-500 kWh, per kWh	0.048500	0.083995	0.074900	0.078300	0.084500	0.117336	0.108000	0.067500
501-800 kWh, per kWh	0.048500	0.083995	0.074900	0.078300	0.084500	0.117336	0.108000	0.067500
801-1500 kWh, per kWh	0.048500	0.083995	0.085600	0.082700	0.084500	0.117336	0.108000	0.067500
1501-2500 kWh, per kWh	0.048500	0.091592	0.082700	0.082700	0.098500	0.065783	0.065670	0.067500
2501-4,500 kWh, per kWh	0.048500	0.091529	0.074700	0.082700	0.098500	0.065783	0.065670	0.067500
4,501-10,000 kWh, per kWh	0.048500	0.091529	0.074700	0.082700	0.098500	0.065783	0.065670	0.070000
Above 10,000 kWh, per kWh	0.048500	0.106037	0.074700	0.082700	See Below	0.065783	0.065670	0.070000
Surcharge						3.89%	3.89%	
Per KW	Over 20 KW-\$9.00	Over 10 KW--\$9.07	Over 50 KW--\$7.60	Over 50 KW--\$8.50		Above 15 KW \$8.65	Above 15 KW \$8.70	All KW \$7.25
Rate Category	Dixie Escalante*	St. George City*	Hurricane - Old	Hurricane - New	Santa Clara City	Rocky Mountain	Rocky Mountain	Washington City
<b>Medium Commercial</b>					10 KW-50 KW Demand			
Monthly Customer Charge:					\$28.50			
First 1,000 kWh, per kWh					\$0.066300			
Over 1,000 kWh, per kWh					\$0.066300			
Monthly Capacity Charge:					\$9.50			
Rate Category	Dixie Escalante*	St. George City*	Hurricane - Old	Hurricane - New	Santa Clara City	Rocky Mountain	Rocky Mountain	Washington City
<b>Large Commercial</b>	50-500 KW				Over 50 KW Demand	<b>May-September</b>	<b>October-April</b>	
Monthly Customer Charge:	\$40.00	\$70.68	\$300.00	\$300.00	\$87.00	\$70.00	\$70.00	\$32.50
0-500 kWh, per kWh	0.023500	0.061311	0.050300	0.050610	0.052900	0.050474	0.039511	0.067500
501-10,000 kWh, per kWh	0.023500	0.061311	0.050300	0.050610	0.056000	0.050474	0.039511	0.067500
10,001-25,000 kWh, per kWh	0.023500	0.046224	0.050300	0.050610	0.060000	0.050474	0.039511	0.070000
Over 25,001 kWh, per kWh	0.023500	0.046224	0.050300	0.050610	0.060000	0.050474	0.039511	0.072500
Off Peak						0.034002	0.034002	
Surcharge						3.62%	3.62%	
Per KW	All KW-\$9.00	Over 5 KW-\$13.47	All KW--\$8.75	All KW--\$9.10	All KW--\$10.16	\$20.32	\$15.95	All KW--\$8.30
	Updated Oct 2015	Increased Feb. 2014		Effective October 2015		As of Sept 2015	As of Sept 2015	

**Residential (Sample Utility Bills)**

<b>Example 1 - 800 kwh</b>	<b>Dixie Escalante</b>	<b>St. George City</b>	<b>Hurricane Old</b>	<b>Hurricane New</b>	<b>Santa Clara City</b>	<b>Rocky Mountain May-Sep</b>	<b>Rocky Mountain Oct-Apr</b>	<b>Washington City</b>
<b>KW Usage</b>	800	800	800	800	800	800	800	800
<b>Base Rate</b>	\$14.00	\$15.65	\$11.00	\$17.00	\$18.50	\$6.00	\$6.00	\$11.50
<b>kWh Costs</b>	\$ 42.80	\$ 60.04	\$ 59.56	\$ 56.16	\$ 67.96	\$ 81.57	\$ 78.23	\$ 64.80
<b>Surcharge</b>	\$ -	\$ -	\$ -	\$ -	\$ -	\$ 3.20	\$ -	\$ -
<b>Total</b>	\$ 56.80	\$ 75.69	\$ 70.56	\$ 73.16	\$ 86.46	\$ 90.77	\$ 84.23	\$ 76.30

<b>Example 2 - 1400 kwh</b>	<b>Dixie Escalante</b>	<b>St. George City</b>	<b>Hurricane City</b>	<b>Hurricane New</b>	<b>Santa Clara City</b>	<b>Rocky Mountain May-Sep</b>	<b>Rocky Mountain (Ivins) Oct-Apr</b>	<b>Washington City</b>
<b>KW Usage</b>	1,400	1,400	1,400	1,400	1,400	1,400	1,400	1,400
<b>Base Rate</b>	\$14.00	\$15.65	\$11.00	\$17.00	\$18.50	\$6.00	\$6.00	\$11.50
<b>kWh Costs</b>	\$ 74.90	\$ 108.83	\$ 110.92	\$ 104.28	\$ 119.38	\$ 162.46	\$ 142.47	\$ 113.40
<b>Surcharge</b>	\$ -	\$ -	\$ -	\$ -	\$ -	\$ 6.37	\$ -	\$ -
<b>Total</b>	\$ 88.90	\$ 124.48	\$ 121.92	\$ 121.28	\$ 137.88	\$ 174.83	\$ 148.47	\$ 124.90

<b>Example 3 - 2400 kwh</b>	<b>Dixie Escalante</b>	<b>St. George City</b>	<b>Hurricane City</b>	<b>Hurricane New</b>	<b>Santa Clara City</b>	<b>Rocky Mountain May-Sep</b>	<b>Rocky Mountain Oct-Apr</b>	<b>Washington City</b>
<b>KW Usage</b>	2,400	2,400	2,400	2,400	2,400	2,400	2,400	2,400
<b>Base Rate</b>	\$14.00	\$15.65	\$11.00	\$17.00	\$18.50	\$6.00	\$6.00	\$11.50
<b>kWh Costs</b>	\$ 128.40	\$ 190.15	\$ 200.80	\$ 188.48	\$ 216.60	\$ 306.97	\$ 249.54	\$ 219.20
<b>Surcharge</b>	\$ -	\$ -	\$ -	\$ -	\$ -	\$ 12.03	\$ -	
<b>Total</b>	\$ 142.40	\$ 205.80	\$ 211.80	\$ 205.48	\$ 235.10	\$ 325.00	\$ 255.54	\$ 230.70

**Small Commercial <10 KW (Sample Utility Bills)**

<b>Example 1 - 800 kwh</b>	<b>Dixie Escalante</b>	<b>St. George City</b>	<b>Hurricane City</b>	<b>Hurricane New</b>	<b>Santa Clara City</b>	<b>Rocky Mountain May-Sep</b>	<b>Rocky Mountain Oct-Apr</b>	<b>Washington City</b>
KW Usage	800	800	800	800	800	800	800	800
Base Rate	\$20.00	\$13.55	\$ 16.00	\$ 18.00	\$24.50	\$10.00	\$10.00	\$22.50
kWh Costs	\$ 38.80	\$ 67.20	\$ 59.92	\$ 62.64	\$ 67.60	\$ 93.87	\$ 86.40	\$ 54.00
Surcharge	\$ -	\$ -	\$ -	\$ -	\$ -	\$ 3.65	\$ 3.36	\$ -
Demand Charge	\$ -	\$ -	\$ -	\$ -	\$ -	\$ -	\$ -	\$ -
<b>Total</b>	<b>\$ 58.80</b>	<b>\$ 80.75</b>	<b>\$ 75.92</b>	<b>\$ 80.64</b>	<b>\$ 92.10</b>	<b>\$ 107.52</b>	<b>\$ 99.76</b>	<b>\$ 76.50</b>

<b>Example 2 - 1400 kwh</b>	<b>Dixie Escalante</b>	<b>St. George City</b>	<b>Hurricane City</b>	<b>Hurricane New</b>	<b>Santa Clara City</b>	<b>Rocky Mountain May-Sep</b>	<b>Rocky Mountain Oct-Apr</b>	<b>Washington City</b>
KW Usage	1,400	1,400	1,400	1,400	1,400	1,400	1,400	1,400
Base Rate	\$20.00	\$13.55	\$ 16.00	\$ 18.00	\$24.50	\$10.00	\$10.00	\$22.50
kWh Costs	\$ 67.90	\$ 117.59	\$ 111.28	\$ 112.26	\$ 118.30	\$ 164.27	\$ 151.20	\$ 94.50
Surcharge	\$ -	\$ -	\$ -	\$ -	\$ -	\$ 6.39	\$ 5.88	\$ -
Demand Charge	\$ -	\$ -	\$ -	\$ -	\$ -	\$ -	\$ -	\$ 10.15
<b>Total</b>	<b>\$ 87.90</b>	<b>\$ 131.14</b>	<b>\$ 127.28</b>	<b>\$ 130.26</b>	<b>\$ 142.80</b>	<b>\$ 180.66</b>	<b>\$ 167.08</b>	<b>\$ 127.15</b>

<b>Example 3 - 2400 kwh</b>	<b>Dixie Escalante</b>	<b>St. George City</b>	<b>Hurricane City</b>	<b>Hurricane New</b>	<b>Santa Clara City</b>	<b>Rocky Mountain May-Sep</b>	<b>Rocky Mountain Oct-Apr</b>	<b>Washington City</b>
KW Usage	2,400	2,400	2,400	2,400	2,400	2,400	2,400	2,400
Base Rate	\$20.00	\$13.55	\$ 16.00	\$ 18.00	\$24.50	\$10.00	\$10.00	\$22.50
kWh Costs	\$ 116.40	\$ 208.43	\$ 194.27	\$ 194.96	\$ 215.40	\$ 235.21	\$ 221.10	\$ 162.00
Surcharge	\$ -	\$ -	\$ -	\$ -	\$ -	\$ 9.15	\$ 8.60	\$ -
Demand Charge	\$ -	\$ -	\$ -	\$ -	\$ -	\$ -	\$ -	\$ 17.40
<b>Total</b>	<b>\$ 136.40</b>	<b>\$ 221.98</b>	<b>\$ 210.27</b>	<b>\$ 212.96</b>	<b>\$ 239.90</b>	<b>\$ 254.36</b>	<b>\$ 239.70</b>	<b>\$ 201.90</b>

<b>Example 4 - 4500 kwh</b>	<b>Dixie Escalante</b>	<b>St. George City</b>	<b>Hurricane City</b>	<b>Hurricane New</b>	<b>Santa Clara City</b>	<b>Rocky Mountain May-Sep</b>	<b>Rocky Mountain Oct-Apr</b>	<b>Washington City</b>
KW Usage	4,500	4,500	4,500	4,500	4,500	4,500	4,500	4,500
Base Rate	\$20.00	\$13.55	\$ 16.00	\$ 18.00	\$24.50	\$10.00	\$10.00	\$22.50
kWh Costs	\$ 218.25	\$ 400.64	\$ 351.94	\$ 368.63	\$ 422.25	\$ 373.35	\$ 359.01	\$ 303.75
Surcharge	\$ -	\$ -	\$ -	\$ -	\$ -	\$ 14.52	\$ 13.97	\$ -
Demand Charge	\$ -	\$ -	\$ -	\$ -	\$ -	\$ -	\$ -	\$ 32.63
<b>Total</b>	<b>\$ 238.25</b>	<b>\$ 414.19</b>	<b>\$ 367.94</b>	<b>\$ 386.63</b>	<b>\$ 446.75</b>	<b>\$ 397.88</b>	<b>\$ 382.98</b>	<b>\$ 358.88</b>

<b>Example 5 - 8500 kwh</b>	<b>Dixie Escalante</b>	<b>St. George City</b>	<b>Hurricane City</b>	<b>Hurricane New</b>	<b>Santa Clara City</b>	<b>Rocky Mountain May-Sep</b>	<b>Rocky Mountain Oct-Apr</b>	<b>Washington City</b>
KW Usage	8,500	8,500	8,500	8,500	8,500	8,500	8,500	8,500
Base Rate	\$20.00	\$13.55	\$ 16.00	\$ 18.00	\$24.50	\$10.00	\$10.00	\$22.50
kWh Costs	\$ 412.25	\$ 766.76	\$ 650.74	\$ 699.43	\$ 816.25	\$ 636.49	\$ 621.69	\$ 583.75
Surcharge	\$ -	\$ -	\$ -	\$ -	\$ -	\$ 24.76	\$ 24.18	\$ -
Demand Charge	\$ -	\$ -	\$ -	\$ -	\$ -	\$ -	\$ -	\$ 61.63
<b>Total</b>	<b>\$ 432.25</b>	<b>\$ 780.31</b>	<b>\$ 666.74</b>	<b>\$ 717.43</b>	<b>\$ 840.75</b>	<b>\$ 671.24</b>	<b>\$ 655.87</b>	<b>\$ 667.88</b>

**Small / Medium Commercial >10 KW (Sample Utility Bills)**

<b>Example 1 - 12000 kwh</b>	<b>Dixie Escalante</b>	<b>St. George City</b>	<b>Hurricane City</b>	<b>Hurricane New</b>	<b>Santa Clara City</b>	<b>Rocky Mountain May-Sep</b>	<b>Rocky Mountain Oct-Apr</b>	<b>Washington City</b>
<b>KW Usage</b>	12,000	12,000	12,000	12,000	12,000	12,000	12,000	12,000
<b>Demand Usage</b>	23.85	23.85	23.85	23.85	23.85	23.85	23.85	23.85
<b>Base Rate</b>	\$20.00	\$13.55	\$ 16.00	\$ 18.00	\$28.50	\$10.00	\$10.00	\$22.50
<b>kWh Costs</b>	\$ 582.00	\$ 1,116.13	\$ 912.19	\$ 988.88	\$ 748.26	\$ 866.73	\$ 851.54	\$ 828.75
<b>Surcharge</b>	\$ -	\$ -	\$ -	\$ -	\$ -	\$ 33.72	\$ 33.12	\$ -
<b>Demand Charge</b>	\$ 242.32	\$ 216.32	\$ -	\$ -	\$ 226.58	\$ 203.92	\$ 205.11	\$ 172.91
<b>Total</b>	\$ 844.32	\$ 1,346.00	\$ 928.19	\$ 1,006.88	\$ 1,003.34	\$ 1,114.36	\$ 1,099.77	\$ 1,024.16

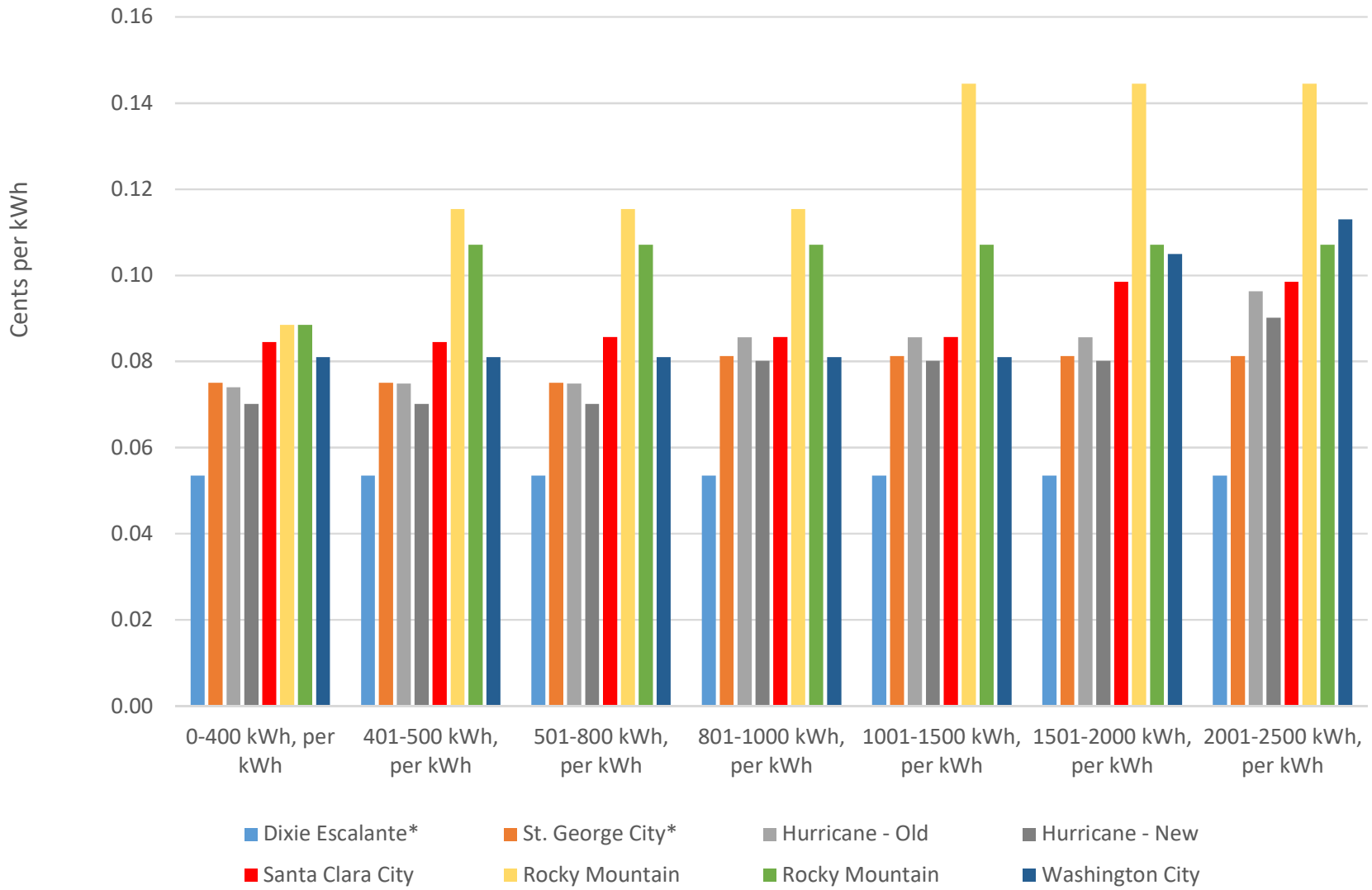
<b>Example 2 - 20000 kwh</b>	<b>Dixie Escalante</b>	<b>St. George City</b>	<b>Hurricane City</b>	<b>Hurricane New</b>	<b>Santa Clara City</b>	<b>Rocky Mountain May-Sep</b>	<b>Rocky Mountain Oct-Apr</b>	<b>Washington City</b>
<b>KW Usage</b>	20,000	20,000	20,000	20,000	20,000	20,000	20,000	20,000
<b>Demand Usage</b>	20	20	20	20	20	20	20	20
<b>Base Rate</b>	\$20.00	\$13.55	\$ 16.00	\$ 18.00	\$28.50	\$10.00	\$10.00	\$22.50
<b>kWh Costs</b>	\$ 970.00	\$ 1,964.42	\$ 1,509.79	\$ 1,650.48	\$ 1,326.00	\$ 1,392.99	\$ 1,376.90	\$ 1,388.75
<b>Surcharge</b>	\$ -	\$ -	\$ -	\$ -	\$ -	\$ 54.19	\$ 53.56	\$ -
<b>Demand Charge</b>	\$ 203.20	\$ 181.40	\$ -	\$ -	\$ 190.00	\$ 171.00	\$ 172.00	\$ 145.00
<b>Total</b>	\$ 1,193.20	\$ 2,159.37	\$ 1,525.79	\$ 1,668.48	\$1,544.50	\$ 1,628.18	\$ 1,612.46	\$ 1,556.25

<b>Example 3 - 35000 kwh</b>	<b>Dixie Escalante</b>	<b>St. George City</b>	<b>Hurricane City</b>	<b>Hurricane New</b>	<b>Santa Clara City</b>	<b>Rocky Mountain May-Sep</b>	<b>Rocky Mountain Oct-Apr</b>	<b>Washington City</b>
<b>KW Usage</b>	35,000	35,000	35,000	35,000	35,000	35,000	35,000	35,000
<b>Demand Usage</b>	35	35	35	35	35	35	35	35
<b>Base Rate</b>	\$20.00	\$13.55	\$ 16.00	\$ 18.00	\$28.50	\$10.00	\$10.00	\$22.50
<b>kWh Costs</b>	\$ 1,697.50	\$ 3,554.98	\$ 2,630.29	\$ 2,890.98	\$ 2,320.50	\$ 2,379.73	\$ 2,361.95	\$ 2,438.75
<b>Surcharge</b>	\$ -	\$ -	\$ -	\$ -	\$ -	\$ 92.57	\$ 91.88	\$ -
<b>Demand Charge</b>	\$ 355.60	\$ 317.45	\$ -	\$ -	\$ 332.50	\$ 299.25	\$ 301.00	\$ 253.75
<b>Total</b>	\$ 2,073.10	\$ 3,885.98	\$ 2,646.29	\$ 2,908.98	\$2,681.50	\$ 2,781.56	\$ 2,764.82	\$ 2,715.00

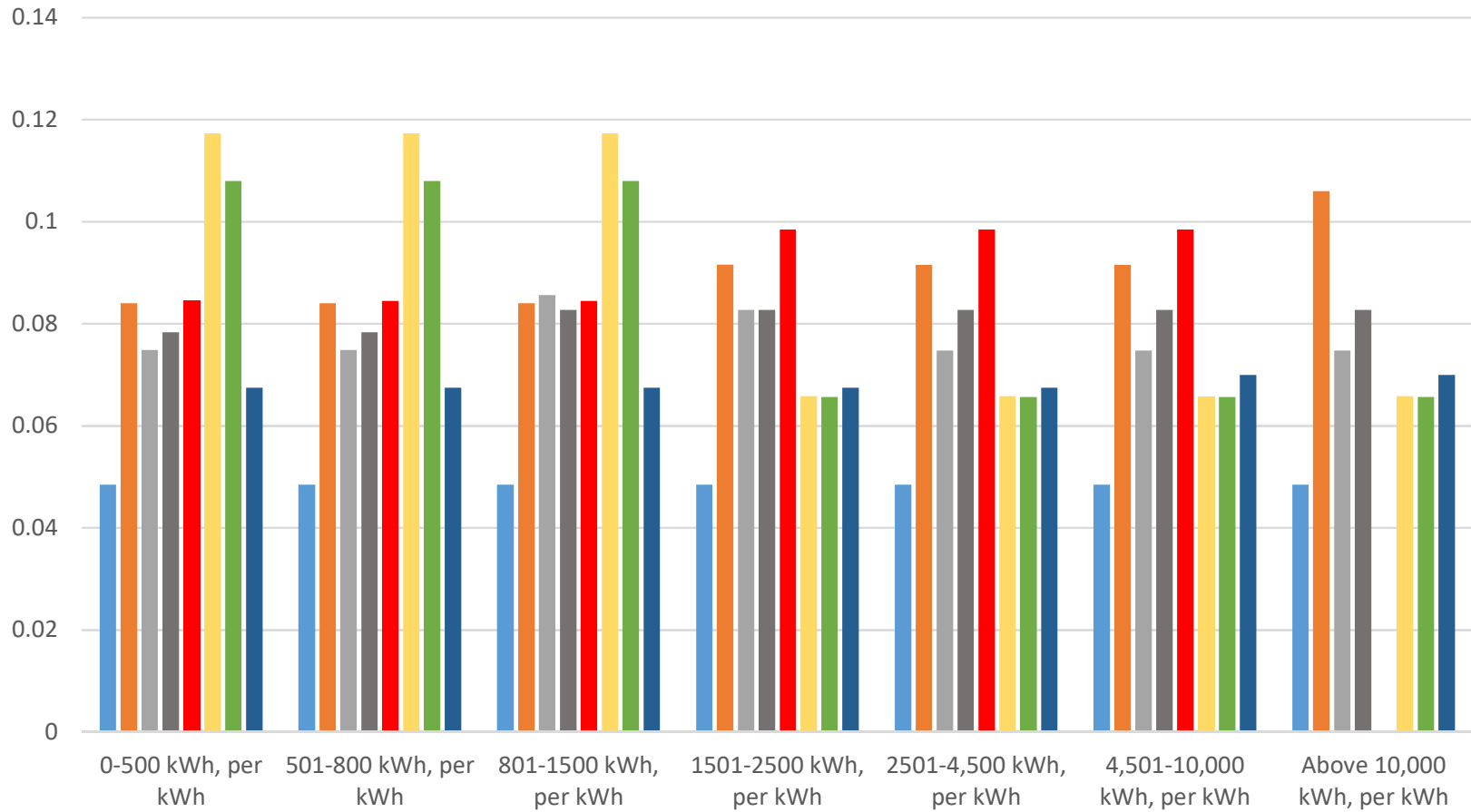
**Large Commercial >50 KW (Sample Utility Bills)**

<b>Example 1 - 50000 kwh</b>	<b>Dixie Escalante</b>	<b>St. George City</b>	<b>Hurricane City</b>	<b>Hurricane New</b>	<b>Santa Clara City</b>	<b>Rocky Mountain May-Sep</b>	<b>Rocky Mountain Oct-Apr</b>	<b>Washington City</b>
<b>KW Usage</b>	50,000	50,000	50,000	50,000	50,000	50,000	50,000	50,000
<b>Demand Usage</b>	50	50	50	50	50	50	50	50
<b>Base Rate</b>	\$40.00	\$70.68	\$300.00	\$300.00	\$87.00	\$70.00	\$70.00	\$32.50
<b>kWh Costs</b>	\$ 1,175.00	\$ 2,462.07	\$ 2,515.00	\$ 2,530.50	\$ 2,958.45	\$ 2,523.70	\$ 1,975.55	\$ 3,537.50
<b>Surcharge</b>						\$ 91.36	\$ 71.51	
<b>Demand Charge</b>	\$ 400.00	\$ 673.50	\$ 437.50	\$ 437.50	\$ 508.00	\$ 906.00	\$ 727.00	\$ 415.00
<b>Total</b>	\$1,615.00	\$ 3,206.25	\$ 3,252.50	\$ 3,268.00	\$3,553.45	\$ 3,591.06	\$ 2,844.06	\$ 3,985.00

## Residential Rates



## Small Commercial Rates



Dixie Escalante\*

St. George City\*

Hurricane - Old

Hurricane - New

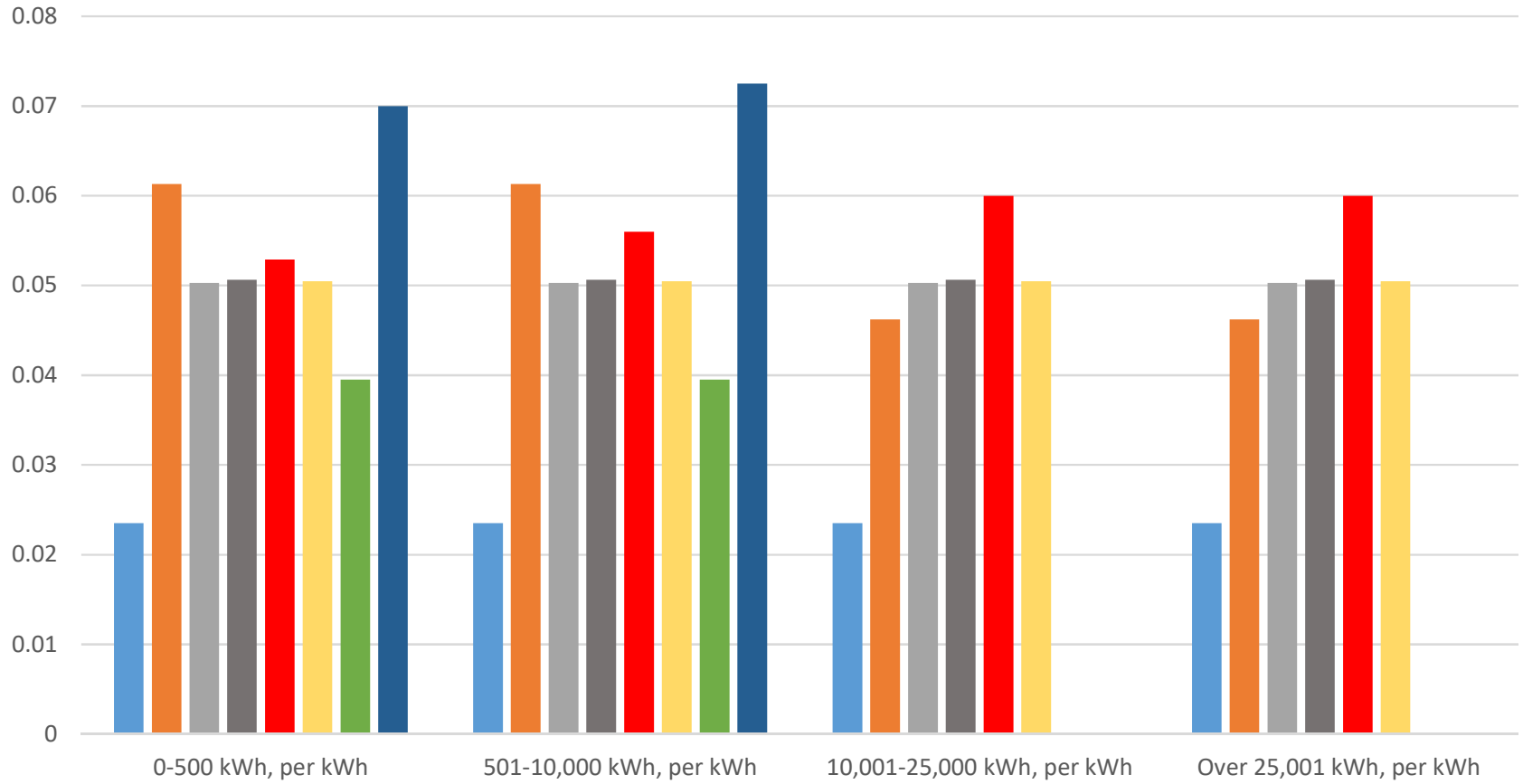
Santa Clara City

Rocky Mountain

Rocky Mountain

Washington City

## Large Commercial Rates



■ Dixie Escalante\*

■ St. George City\*

■ Hurricane - Old

■ Hurricane - New

■ Santa Clara City

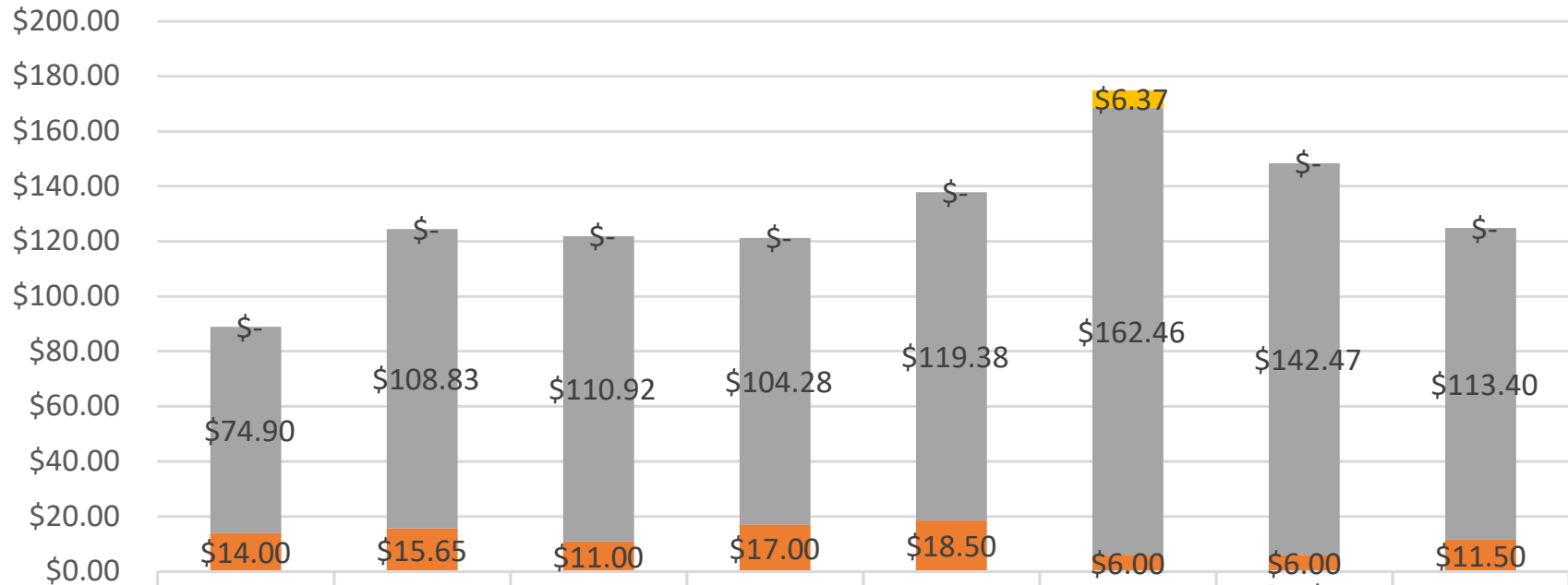
■ Rocky Mountain

■ Rocky Mountain

■ Washington City



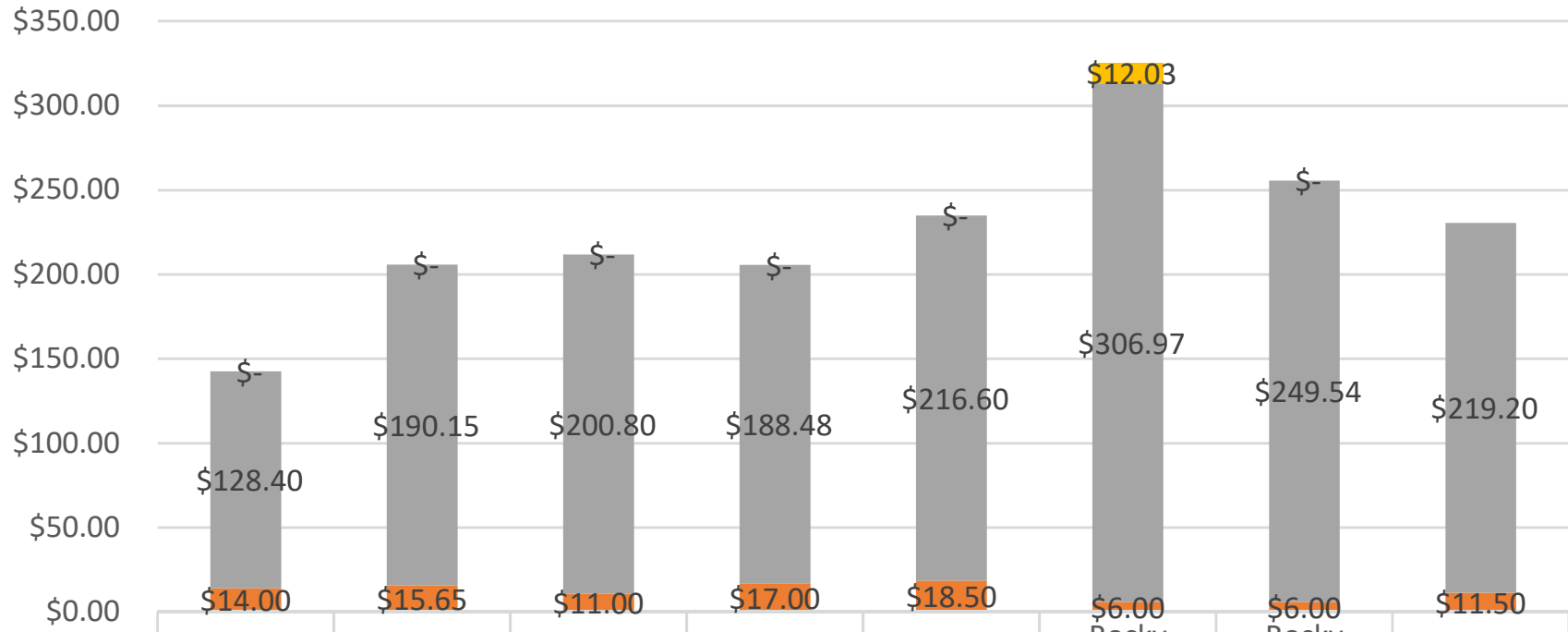
## Residential Power Bill 1400 kWh



	Dixie Escalante	St. George City	Hurricane City	Hurricane New	Santa Clara City	Rocky Mountain May-Sep	Rocky Mountain (Ivins) Oct-Apr	Washington City
■ Surcharge	\$-	\$-	\$-	\$-	\$-	\$6.37	\$-	\$-
■ kWh Costs	\$74.90	\$108.83	\$110.92	\$104.28	\$119.38	\$162.46	\$142.47	\$113.40
■ Base Rate	\$14.00	\$15.65	\$11.00	\$17.00	\$18.50	\$6.00	\$6.00	\$11.50

■ Base Rate   
 ■ kWh Costs   
 ■ Surcharge

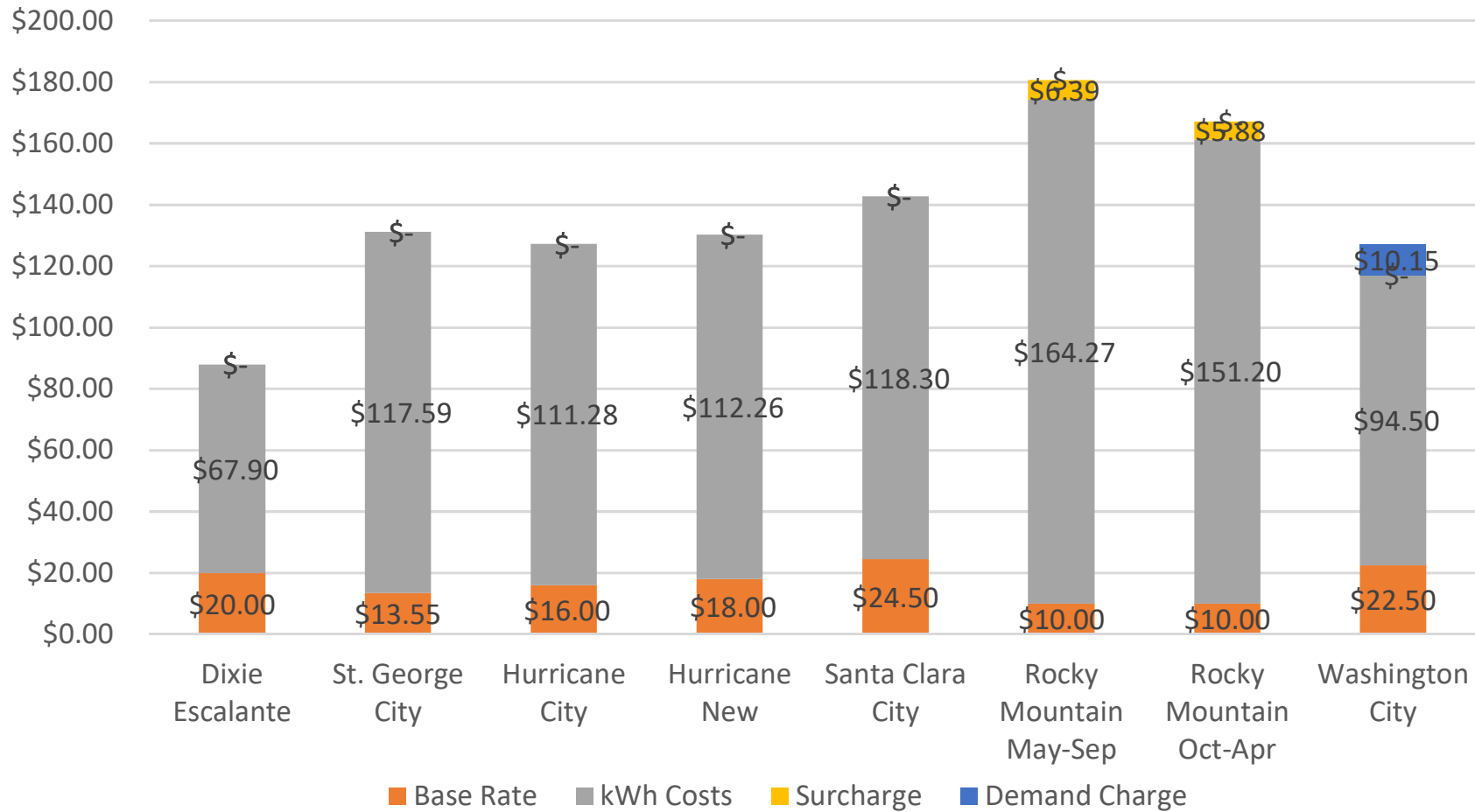
## Residential Power Bill 2400 kWh



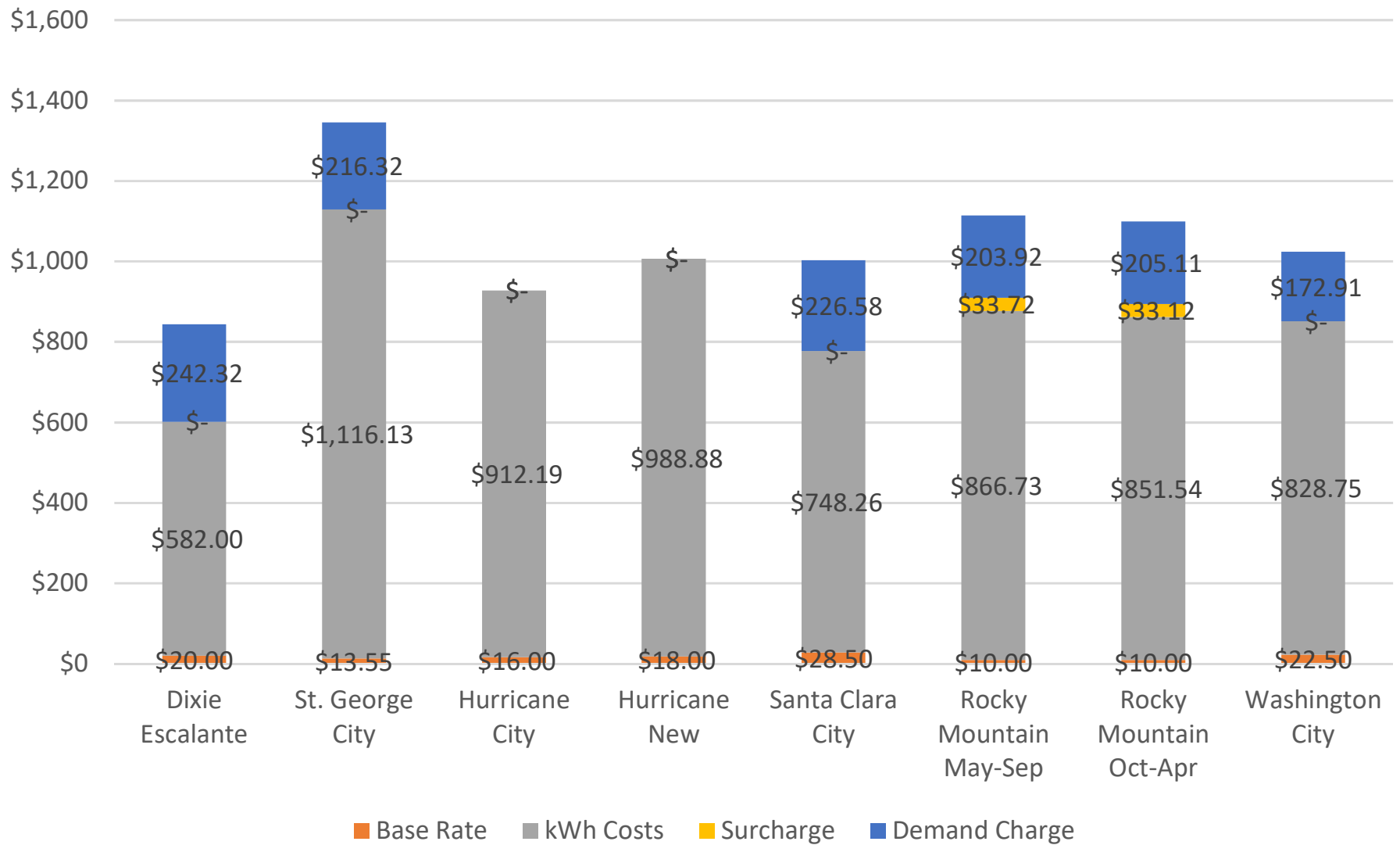
■ Surcharge	\$-	\$-	\$-	\$-	\$-	\$12.03	\$-	
■ kWh Costs	\$128.40	\$190.15	\$200.80	\$188.48	\$216.60	\$306.97	\$249.54	\$219.20
■ Base Rate	\$14.00	\$15.65	\$11.00	\$17.00	\$18.50	\$6.00	\$6.00	\$11.50

■ Base Rate   
 ■ kWh Costs   
 ■ Surcharge

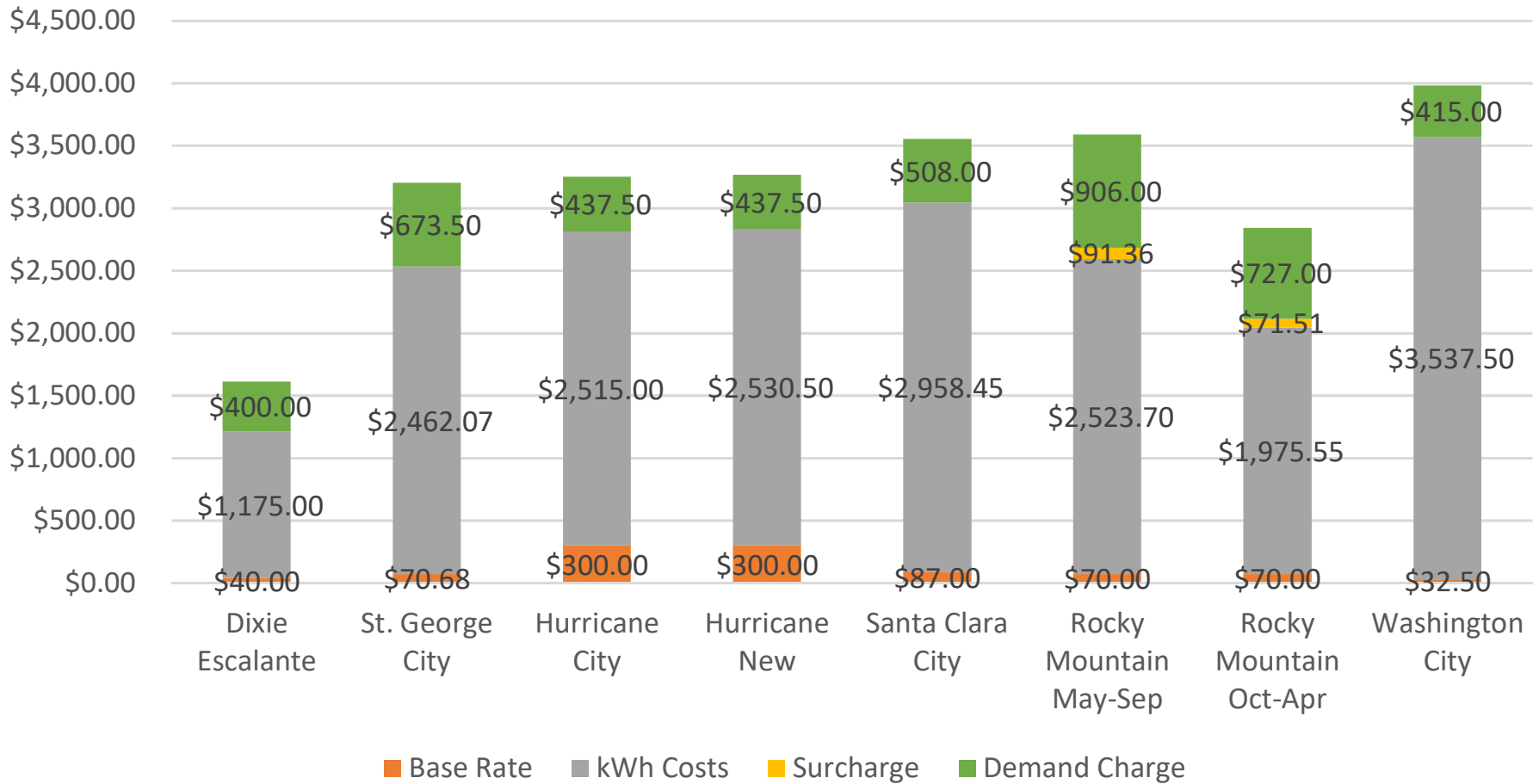
## Small Commercial Power Bill 1400 kWh



## Small/Medium Commercial Bill 12,000 kWh



## Large Commercial Bill 50,000 kWh



## Comparison

	Usage	Demand	Res. Usage Total	Res. Base Rate	Sm. Commercial Usage Total	Small Commercial Base Rate	Total Med. Commercial Usage	M. Commercial Demand Total	M. Commercial Base Rate	Total Residential Bill	Total S. Commercial Bill	Total M. Commercial Bill
8/25/2012	2813	12.00	\$254.83	\$18.50	\$254.83	\$24.50	\$176.20	\$114.00	\$28.50	\$273.33	\$279.33	\$318.70
9/25/2012	2770	12.00	\$250.60	\$18.50	\$250.60	\$24.50	\$173.35	\$114.00	\$28.50	\$269.10	\$275.10	\$315.85
10/25/2012	2130	12.00	\$187.56	\$18.50	\$187.56	\$24.50	\$130.92	\$114.00	\$28.50	\$206.06	\$212.06	\$273.42
11/25/2012	970	11.00	\$80.45	\$18.50	\$80.45	\$24.50	\$54.32	\$104.50	\$28.50	\$98.95	\$104.95	\$187.32
12/25/2012	1064	11.00	\$88.44	\$18.50	\$88.44	\$24.50	\$60.24	\$104.50	\$28.50	\$106.94	\$112.94	\$193.24
1/25/2013	998	11.00	\$82.83	\$18.50	\$82.83	\$24.50	\$55.89	\$104.50	\$28.50	\$101.33	\$107.33	\$188.89
2/25/2013	939	11.00	\$77.82	\$18.50	\$77.82	\$24.50	\$52.58	\$104.50	\$28.50	\$96.32	\$102.32	\$185.58
3/25/2013	504	11.00	\$40.84	\$18.50	\$40.84	\$24.50	\$28.22	\$104.50	\$28.50	\$59.34	\$65.34	\$161.22
4/25/2013	644	11.00	\$52.74	\$18.50	\$52.74	\$24.50	\$36.06	\$104.50	\$28.50	\$71.24	\$77.24	\$169.06
5/25/2013	823	11.00	\$67.96	\$18.50	\$67.96	\$24.50	\$46.09	\$104.50	\$28.50	\$86.46	\$92.46	\$179.09
6/25/2013	1353	11.00	\$113.01	\$18.50	\$113.01	\$24.50	\$79.40	\$104.50	\$28.50	\$131.51	\$137.51	\$212.40
7/25/2013	2704	12.00	\$244.09	\$18.50	\$244.09	\$24.50	\$168.98	\$114.00	\$28.50	\$262.59	\$268.59	\$311.48
8/25/2013	3256	13.00	\$298.47	\$18.50	\$298.47	\$24.50	\$205.57	\$123.50	\$28.50	\$316.97	\$322.97	\$357.57
9/25/2013	2767	12.00	\$250.30	\$18.50	\$250.30	\$24.50	\$173.15	\$114.00	\$28.50	\$268.80	\$274.80	\$315.65
10/25/2013	1995	11.00	\$174.26	\$18.50	\$174.26	\$24.50	\$121.97	\$104.50	\$28.50	\$192.76	\$198.76	\$254.97
11/25/2013	1411	11.00	\$117.94	\$18.50	\$117.94	\$24.50	\$83.25	\$104.50	\$28.50	\$136.44	\$142.44	\$216.25
12/25/2013	2096	11.00	\$184.21	\$18.50	\$184.21	\$24.50	\$128.66	\$104.50	\$28.50	\$202.71	\$208.71	\$261.66
1/25/2014	2927	9.00	\$266.06	\$18.50	\$266.06	\$24.50	\$183.76	\$85.50	\$28.50	\$284.56	\$290.56	\$297.76